

I 21.85/2-2:F 774


Clemson University



PUBLIC DOCUMENTS
DEPOSITORY ITEM

NOV 23 1987

CLEMSON
LIBRARY




Historic Furnishings Report

FORT LARNED

INFANTRY BARRACKS HS-2

National Historic Site/Kansas





Digitized by the Internet Archive
in 2012 with funding from
LYRASIS Members and Sloan Foundation

<http://archive.org/details/historicfurnishi00brow>


HISTORIC FURNISHINGS REPORT
INFANTRY BARRACKS HS-2
FORT LARNED NATIONAL HISTORIC SITE

by

William L. Brown, III

1986
Harpers Ferry Center
National Park Service
U.S. Department of the Interior

APPROVED BY MEMORANDUM
FROM REGION
DATE: JAN 13 1987



CONTENTS

LIST OF ILLUSTRATIONS /ii

ACKNOWLEDGMENTS /iii

ADMINISTRATIVE DATA /1

Interpretive Approach and Period for Interpretation /1

Operating Plan /3

HISTORICAL DATA /7

Evidence of Original Furnishings /7

Barracks Bunk Room /7

Barracks Messroom /11

Barracks First Sergeant and Orderly Room /12

Barracks Hallway /15

Barracks Kitchen and Storeroom /15

RECOMMENDED FURNISHINGS /17

Barracks Bunk Room /17

Barracks Messroom /24

Barracks First Sergeant and Orderly Room /27

Barracks Hallway /34

Barracks Kitchen and Storeroom /35

Working Drawings /40

ILLUSTRATIONS /47

APPENDIX

Statement of the cost of clothing, camp and garrison equipage for the Army of the United States, furnished by the Quartermaster's Department, during the year commencing July 1, 1859, with the allowance of clothing to each soldier during his enlistment, and his proportion for each year respectively. /75

BIBLIOGRAPHY /79

LIST OF ILLUSTRATIONS

Cover photograph	Fort Larned, Building No. 1; Fall 1867; from the Kansas State Historical Society
Frontispiece	Fort Larned, Buildings No. 1 & 2; April 29, 1879; from the Kansas State Historical Society
Figures 1 and 2	American Army Bunk; c.1861
Figure 3	Bedsack; c.1864
Figures 4 and 5	Arms racks; c.1867-68
Figure 6	Shelf and Pegs, drawn from architectural data at Fort Larned
Figure 7	Infantry Barrack, Company A, Fort Leavenworth, Kansas; 1874
Figure 8	Mess Hall; c.1880
Figure 9	Mess Hall; c.1880
Figure 10	Mess Hall; c.1880
Figure 11	Bookcase; c.1868
Figure 12	Stove from the USS Cairo; 1862
Figure 13	Company Kitchen, San Carlos, Arizona; c.1890
Figure 14	Company Kitchen, San Carlos, Arizona; c.1890

ACKNOWLEDGMENTS

I wish to thank the staff at Fort Larned for their generous help and support, especially George Elmore, who was a sounding board for each decision and a partner in this effort. Any mistakes made in this document, however, are my own.

ADMINISTRATIVE DATA

The Infantry Barracks, HS-2, is part of the original Fort Larned National Historic Site established in 1964 by an act of legislation to preserve, restore, and interpret Fort Larned, Kansas. HS-2, as well as all remaining structures at the park, is listed in the National Register.

Previous planning documents relevant to the structure:

National Park Service. "Historic Furnishings Study--Historical and Archeological Data, Fort Larned National Historic Site," by John Albright and Douglas Scott. Denver, CO, 1974.

Master Plan, Fort Larned, October 1978 (approved).

Interpretive Plan, Fort Larned, January 19, 1979 (approved).

Denver Service Center. "Historic Furnishings Study: Enlisted barracks and post hospital HS-2, Fort Larned National Historic Site," by Berle Clemensen. Denver, CO, September 1981.

Statement for Management, April 24, 1984 (approved).

National Park Service. "Historic Structures Report, Part II, The Company Quarters, Fort Larned National Historic Site," by James W. Sheire. September 1968.

IDLCS: 12001. Entered on the List of Classified Structures, March 4, 1977, Management Category A.

Collection Management Plan, Fort Larned (draft).

Interpretive Approach and Period for Interpretation

The interpretation of the Infantry Barracks, HS-2, is based on the presence of Company C of the 3d U.S. Infantry in July 1868.

On September 9, 1867, Company C of the 3d U.S. Infantry marched into Fort Larned, Kansas. The full company was photographed at Fort Larned in the fall of 1867.

This company was one of three 3d Infantry companies stationed at Fort Larned in this stone barracks during its active period, 1867-1872. The following list, however, indicates that Company C was the garrison company while Companies B and D were frequently away from the post.¹

UNITS STATIONED AT FORT LARNED
1867 - 1878

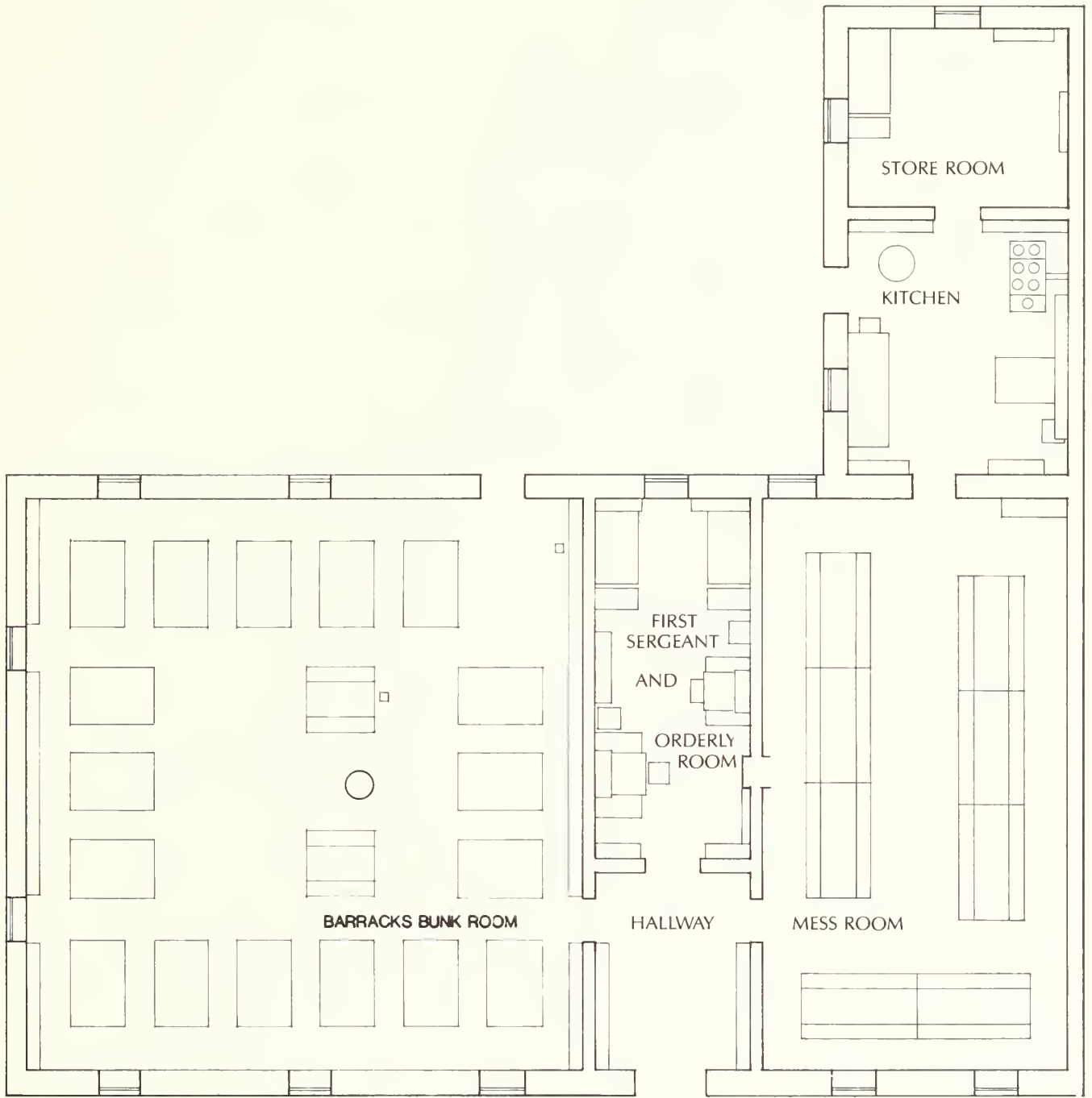
UNIT	COMPANY	DATES
3d U.S. Inf.	B	May 5, 1866 to Sep 29, 1868
3d U.S. Inf.	D	May 5, 1866 to Jun 10, 1868
		Jan 11, 1869 to Nov 1, 1869
		Jan 1, 1870 to May 19, 1870
3d U.S. Inf.	H	Mar 25, 1867 to Apr 11, 1867
37th U.S. Inf.	K	Apr 1867 to Sep 1867
10th U.S. Cav.	A	Apr 30, 1867 to Jan 7, 1869
3d U.S. Inf.	C	Sep 9, 1867 to Jun 10, 1870
		Jul 1, 1870 to Apr 6, 1872
3d U.S. Inf.	B	Oct 25, 1870 to Apr 26, 1872
6th U.S. Inf.	D	Oct 31, 1871 to Mar 31, 1872
6th U.S. Inf.	A	Mar 30, 1872 to May 3, 1872
3d U.S. Inf.	A	Apr 4, 1872 to Apr 26, 1872
5th U.S. Inf.	D	May 1, 1872 to Apr 17, 1873
5th U.S. Inf.	E	May 1, 1872 to Jun 6, 1872
		Nov 26, 1872 to May 24, 1873
		Oct 7, 1873 to Jun 28, 1874
5th U.S. Inf.	F	May 1, 1872 to Jun 22, 1874
19th U.S. Inf.	A	Jun 27, 1874 to Jun 28, 1875
19th U.S. Inf.	B	Jun 27, 1874 to May 9, 1875
		Jun 22, 1875 to Jun 17, 1877
19th U.S. Inf.	D	Jun 14, 1877 to Jul 13, 1878

Berle Clemensen provided detailed information about each soldier in Company C in 1868, enabling accurate interpretation of individual soldiers in the company. The barracks interpretation is further pinpointed to July 1868 because July formed a representative

1. Berle A. Clemensen, "Historic Furnishings Study: Enlisted barracks and post hospital HS-2, Fort Larned National Historic Site" (Denver, CO: Denver Service Center, September 1981).

Visitors enter the hallway through the front door and observe the barracks bunk room and first sergeant's room. From the hallway they proceed through the messroom to the north end of the room and view the adjoining kitchen and storeroom. Visitors will then exit the building the way they entered. Park staff may allow school groups to use the messroom for a lunch area. Some wear would improve the look of the newly acquired reproduction furnishings.

Barriers prohibit visitor access to the barracks bunk room, first sergeant and orderly room, and kitchen when the building is unmanned. The barriers to one or all of the rooms will be easily removed when an interpreter is present allowing visitors access to some or all of the rooms during guided tours or when a uniformed or historically-clothed interpreter attends a station.



HISTORICAL DATA

Because Berle Clemensen's "Historic Furnishings Study: Enlisted men's barracks and post hospital HS-2, Fort Larned National Historic Site" (September 1981, Denver Service Center), discusses in detail the personnel and work assignments at Fort Larned in July 1868, the historic period for interpretation, an analysis of historic occupancy was not written for this report.

EVIDENCE OF ORIGINAL FURNISHINGS

Sources for the following room-by-room evidence of original furnishings are manuscripts, official army records, historic structure reports, architectural reports, archeological reports, photographs, and general army regulations. These sources document the refurnishing of an infantry company quarters, c.1868, at Fort Larned, Kansas and provide evidence for the barracks bunk room, messroom, first sergeant and orderly room, hallway, and kitchen and store-room.

Barracks Bunk Room

Seventeen two-tier bunks (cribs) accommodated the 65-67 men in Company C. An original bunk, extant in the collection, serves as an example for the two-tier design.

These are of two tiers and designed for four men. In one of the squad rooms, during a part of the season³ there were three tiers, but the upper one was unoccupied.

3. U.S. Army, Medical History of Military Posts of the U.S. Army, Vol. 164, Medical History of Fort Larned, pp. 138-139; "Records of the Adjutant General's Office, 1780-1917", RG-94, National Archives, Washington, D.C.

Adolph Hunnis' diary, Company D, 3d U.S. Infantry, 1867-76, refers to double bunks and the fact that NCOs were sleeping in them also.

Made Corporal⁴ and moved my bunk to sleep with Corporal Kaiser.

The army issued bedsacks and blankets, as well as other accoutrements, as per regulation.

[The post surgeon reported⁵ that] the bed sacks are filled with hay every few weeks.

In Barracks, 12 pounds of straw per month for bedding will be allowed each man. At Posts near prairie land owned by the United States, hay will be used instead of straw, and provided by the troops.⁶

Bedsacks are provided for troops in Garrison.⁷

Each soldier received one blanket for his bed. The blanket was woolen, grey with letters US in black, 4" long in the center, to be 7 feet long and 5½ ft. wide, and to weigh 5 pounds.⁸

On a five-year enlistment a soldier received one blanket in the first year and another in the third year for a total of two per enlistment.⁹

The tops of four original arms racks were found on the north and south walls of HS-1. Each was placed about 8'1" above the floor.

4. 1867 Diary of Adolph Hunnis, August 3, 1867, Kansas State Historical Society, Manuscript Division, Adolph Hunnis Collection.

5. U.S. Army, Medical History, pp. 138-139.

6. "Revised U.S. Army Regulations of 1861" (1863), (Washington: GPO, 1863) pp. 166-167.

7. Ibid. p. 169.

8. Ibid. p. 474.

9. Ibid. p. 170; the "Revised U.S. Army Regulations of 1866" change the period of enlistment for infantry soldiers to three years; however, the 1863 regulations document the army issued blankets.

The bottoms remain unlocated. Figures 3 and 4 picture these arms racks (FOIA #2610, 2611, 2612, and 2613), which are painted a bright blue.

According to regulation the army supplied candles for lighting the barracks, but enlisted men, using the company fund, clearly purchased kerosene lamps from the post sutler. The potential fire hazard of kerosene prompted the adjutant general to forbid their use in mid-1869.¹⁰ Douglas D. Scott recovered kerosene lamp burners from the site in 1973, which are illustrated in Scott's archeological report.

The cover photograph of this report shows Company C of the 3d U.S. Infantry in the fall of 1867 at "Parade rest" in front of their barracks at Fort Larned. The soldiers are carrying the model 1866 50/70 breech-loading rifle.

These men were regular U.S. Infantry at a time when there were huge surpluses in the government warehouses as a result of the Civil War. The regulations list specific requirements for each soldier (Appendix).¹¹ Figure 9 confirms the use of the regulation infantry uniform, and Berle Clemensen's furnishings study (Denver Service Center) provides uniform and equipment details. The July 1868 muster rolls of enlisted men in Company C provide the number and rank of these soldiers. The combination of this information with historic photographs and U.S. Army regulations for this period clearly defines the number and type of uniforms and equipment in use. A precise list of articles dispersed to each soldier is found in the recommended furnishings.

10. Medical History, Vol. 164, p. 134.

11. "Revised U.S. Army Regulations," p. 170.

On July 2, 1869, the post commander ordered the quartermaster to construct boxes and to place sand in them to keep ice water for the three infantry companies.¹²

Detailed investigation of the walls in HS-2 reveals nail marks running completely across the west wall at a height of about 5'. Ghosting on this wall indicates a shelf and hookboard, and ghosting in the hospital side of HS-2 reveals the shape of the support bracket and confirms the use of a shelf. Figure 5, derived from the combination of the extant ghosting in the barracks and the hospital side of HS-2, supplies the dimensions for these shelves and pegs.

Architectural studies show that the walls were whitewashed only and the wood trim was painted a bright blue during the historic period.¹³

Extant chimney openings vented wood stoves that heated the barracks.

Because the building, HS-2, is a single floor high and has large windows and because the barracks buildings are close to the officers' quarters, privacy would be difficult without blinds or shades. On November 5, 1868, Gen. James A. Erin, Deputy QM General asked Gen. L.C. Easton Deputy QM General, Department of Missouri, to send to H.P. McCook, AAQM, Fort Larned, Kansas: "30 pairs Rolling Blinds."¹⁴

12. "Records of the U.S. Army Continental Commands, 1821-1920," Letters Sent, RG-393, National Archives, Washington, D.C.

13. National Park Service, "Historic Structure Report, Part II, The Company Quarters, Fort Larned National Historic Site," by James W. Sheire (Denver, CO, September 1968); National Park Service, "Historic Furnishings Study, Historical and Archeological Data," by John Albright and Douglas D. Scott (Denver, CO: Denver Service Center, August 1974).

14. "Records of Office of QM General," RG-92, entry 1038, National Archives, Washington, D.C.

In December 1869, material "to make 4 bath tubs for use of the companies at" Fort Larned was requested from headquarters.¹⁵

Barracks Messroom

Extant chimney openings vented a stove that heated this room.

Tables could be taken apart, knocked down, or folded, to accomodate parties and dances. Space for 65-70 men at a time was needed.

Archeological research exposed tableware extant in the park collection. The quantity and type indicate that the men purchased a large amount from the post sutler, probably from company funds. The manufacturer, if known, is provided in parenthesis.

Ceramics

- Brown salt-glazed crock fragment
- White ironstone (Bridgewood & Son, c.1853-present)
- White ironstone plate (Turner, Goddard & Co.)
- Saucer (W. Taylor)
- Gravy boat (George Jones, 1861-73)
- Cups (Henry Alcoch & Co., 1864-1910)
- Sugar bowl
- Chamber pot
- Platter

- Kerosene lamp burners
- Turned candlestick, hog scraper type
- Lamp chimney glass
- Funnel
- Single bit-axe head
- Candle lantern
- Ceramic ink bottle (P&J Arnold, London)
- Various ink bottles, glass and ceramic
- Ironstone ceramics
- U.S. Army wood handled knife
- Iron spoon

15. "Records of the U.S. Army Continental Commands," Letters Sent, December 1869, RG-393, Roll 2, National Archives, Washington, D.C.

Various clay pipes, with and without stems
Bone and wood dominoes¹⁶

In addition to the archeological findings, H. Campbell Fairchild speaks of her childhood at Fort Larned including a reference to the purchase of tableware. Her father was 2d Lt. Charles Campbell of Company C, 3d Infantry.

Father was eager to accumulate a Company Fund for the men.... The first thing bought from the Fund was new dishes for enlisted men's mess. These dishes were large and durable.¹⁷

Indian artifacts that were picked up while infantry soldiers were on campaign probably decorated the walls as shown in photographs of other military interiors. Designs made by crossing Indian arrows were popular. In addition to Indian artifacts, inexpensive prints from Harpers Weekly or N. Currier may have been tacked on walls. The 3d Infantry was and is the oldest infantry unit in the U.S. Army; military scenes of the Civil War or Mexican War displayed the pride the unit had of its heritage.

Barracks First Sergeant and Orderly Room

This room served two functions. First, it was the quarters of the first sergeant, the senior enlisted man of the company, and probably the bedroom of the quartermaster sergeant. Secondly, it was the barracks orderly room or company office. Company officers prepared the paperwork and conducted the daily company business here.

16. "Historic Furnishings Study, Historical and Archeological Data," pp. 372, 470-1, 474-477, 480-483, and 488-89.

17. Fort Larned National Historic Site, park files. "It Never Can Happen Again," memoirs by H. Campbell Fairchild, p. 2. This 17 page, typed manuscript was sent by Ms. Fairchild to family and friends as a Christmas card.

The orderly room, by army regulation, contained:

2 common desks and/or tables
6 common chairs
1 pair andirons, shovel, and tongs.¹⁸

To each office table [desk] is allowed one inkstand, one stamp, one paper folder, one sand box, one wafer box, and as many lead pencils as may be required, not exceeding 4 per annum.¹⁹

Company books, one descriptive book, one clothing book, one order book, one morning report book, each one quire, sixteen inches by ten.²⁰

Company officers were issued the following stationery on a quarterly basis:

1-1/2 quires of writing paper
1/8 quires of envelope paper
6 quills
1/8 ounces of wafers
1 ounce of sealing wax
1/2 paper of ink powder
1/2 piece of office tape (red)

Steel pens, with one holder to 12 pens, may be issued in place of quills, and envelopes in place of envelope paper, at the rate of 100 to the quire.²¹

Company C's muster roll for mid-1868 listed the following number and name of company blank forms on hand. These items would have been kept in a field or common desk.

9 Blank Company monthly returns
16 Blank certificates of disability
10 Blank enlistments
54 Blank re-enlistments
6 Blank monthly recruiting returns
46 Blank discharges
80 Blank final statements
25 Blank muster payrolls
14 Blank descriptive list of deserters²²

18. "Revised U.S. Army Regulations," p. 162.

19. Ibid., p. 167.

20. Ibid., p. 24.

21. Ibid., p. 167.

22. Regular army muster rolls, Company C, 3d Infantry, August to October 1868.

This muster roll also lists a number of reference books:

- one Infantry Tactics
- 6 Upton's Tactics
- 2 Manuals of signal²³
- 1 Army Regulations²³

By 1871, a post library, location unknown, operated at the fort. The first person to borrow a book was the then Post Commander Maj. James P. Roy, the same commander who established a post school in the same year. Since he checked out the first book in 1871, a "post" library probably did not exist before this date. But the various companies most likely had company libraries, containing books, newspapers, and magazines.²⁴ John Albright's Historic Furnishings Study (August 1974, Denver) lists books from the 1871 library. An original bookcase at Fort Hays survives from the 1860s; Fort Larned would have had a similar bookcase for its library.

Capt. Nolan, Troop A, 10th U.S. Cavalry, commented during a Court of Inquiry that he kept a large reserve of ammunition at Fort Larned in the orderly room since "it would not be practicable to obtain supplies of ammunition after retreat from the post magazine." He kept "two thousand rounds carbine and one thousand rounds of pistol cartridges" in the orderly room.²⁵ No existing records document this practical solution to a night attack as post practice. Therefore, the orderly room likely contained two or three boxes of 50-70 rifle cartridges.

23. Ibid.

24. "Miscellaneous Records of Fort Larned, Kansas," RG-363, Microcopy 63-626, National Archives, Washington, D.C.

25. "Records of the Adjutant General's Office, 1780-1917," Letters Received, RG-94, Microcopy #619, Roll 720, National Archives, Washington, D.C.

In addition, chimney openings indicate that a small stove, which was removed in the warm weather, sat in the room.

At the opposite end of the room was the sleeping area for the first sergeant and the company quartermaster sergeant.

Architectural evidence, ghosting and nail marks, indicates that shelving, hooks, and arms racks were the same as in the barracks bunk room.

Barracks Hallway

This area gives access to the major rooms of the barracks building. Generally, the space barred the weather during the cold months. The company bulletin board was probably placed here.

Each day one man was designated barracks orderly and orderly room runner, and the duty drummer was probably stationed here also.

Fire fighting equipment (buckets and axes) was possibly kept here since extra space in the barracks bunks room is limited.

Barracks Kitchen and Storeroom

During the period under discussion the personnel using this room were in a period of transition. The army had not yet designated a man or position as permanent cook. That would happen in the 1870s. Fort Larned apparently employed only three men to do this job, on what seems a rotational system.

An April 30, 1868, inspection report of Fort Larned concerning the kitchen verifies the purchase of canned goods:

The ration is full and good, and appears well cooked, though a supply of fresh vegetables is urgently needed

and should be supplied at once by the Commissary Department, especially potatoes and onions, as no garden can be made to produce anything, and the scurvy has already made its appearance among the men, though temporarily checked by the allowance of ²⁶ a few fresh vegetables, purchased by the Company Funds.

Thus, a fair amount of can goods supplemented the diet of the soldiers.

Ghosting on the walls reveals shelving and the location of the stove. The remaining contents of the room are reconstructed from common practices of the day.

Behind the kitchen is a room that was a pantry or the cook's room. This room's few furnishings will be viewed through the open door since the room contains the modern electrical equipment, alarms, and smoke and fire detectors.

Evidence indicates that the three rotational cooks used this room for quarters. The barracks plans published by the War Department in 1875 show a room adjoining the kitchen as the "cooks room." Usually changes in regulation reflect an ongoing practice. The cooks worked and slept at different hours than the rest of the company. A separate room allowed them to be away from the main company business during the day.

26. "Records of the U.S. Army Continental Commands, 1821-1920," Letters Received, 1868, Inspection report, April 30, 1868, Lt. Col. J. Schuyler Crosby, RG-393, Entry 2601, National Archives, Washington, D.C.

RECOMMENDED FURNISHINGS

As in the previous section, the recommended furnishings are listed room-by-room. Recommended furnishings are based on the enlistments from Company C in July 1868 since the amount of available evidence is more than sufficient to reconstruct the barrack interiors to this historic period.

Because early barracks furniture are rare and military textiles are fragile, many reproduction furnishings are recommended.

BARRACKS BUNK ROOM

Seventeen, two-tier military bunks (cribs), reconstructed using the original bunk in the park collection as a model, accommodate the 65-67 men in Company C. As per regulation each bunk contains four blankets, two double or four single bedsacks filled with straw, and four overcoats rolled for use as pillows. Four soldiers' names and their numbers are stencilled on each bunk. A mixed variety of personal boxes, which eventually evolved into modern day foot-lockers, appear under the corner of each bunk. Each bunk is white-washed with Colonial Williamsburg whitewash paint, so that paint does not rub off on visitors.

Weapons, equipment, and clothing for each soldier hang around the walls of the room. Arms racks installed on the north and south walls contain the model 1866 rifle; below them hang the ordnance department issue equipment, cartridge box, belt, and bayonet with scabbard. Each soldier's number is stencilled on the rack containing his weapon and equipment as per regulation.

The soldiers' quartermaster department issued items hung on the east and west walls include clothing not worn while on duty. For example, the 12 men listed on the 1868 muster rolls as being on guard duty have their fatigue clothing hung on pegs in the

barracks. Those men listed on fatigue have their frock coats hung up. Because the photo of Company C on dress parade (front cover) shows the men without their Hardee hats, these hats appear on the shelf. The knapsacks of each soldier sit on top of the shelf, along with the other folded clothing and headgear.

The July muster rolls supply the following details about the troops in the barracks and their clothing and equipment. (The list of personnel for 1868 appears on pg. 3 of this report.) Eight men assigned to the company have nothing in the barracks. One man in the post hospital and the two men in jail have their complete kits in the first sergeant's room. The five men on detached service have all of their complete kits with them. Twelve men on guard wear their frock coats, carry their rifles and equipment, and use their blankets in the guard room. Forty-four men wear their fatigue blouses and their caps. Their dress hats, frock coats, rifles, and equipment are in the barracks. Thus, the clothing, equipment, and weapons seen, reflect the personnel list and the July 1868 muster roll. The first sergeant and quartermaster sergeant are not included in this list.

Cheap cotton fabric possibly covered the clothing, as per numerous photos in Brown's "Pictorial History."²⁷ But this practice is not recommended. If dust is a problem, then add this protective device.

Because the interpreted period is summertime, the barracks bunk room has no stove, and the stove pipe entrance to the chimney is

27. National Park Service, "A Pictorial History of Enlisted Men's Barracks of the U.S. Army, 1861-1895," by William L. Brown III (Harpers Ferry, WV: Harpers Ferry Center, 1984), plates 23, 27, 33, 36, 42, 47, 49, 50, 61, 72, 74, and 76.

capped. Spreading the bunks apart as far as possible allows air to circulate. In winter bunks would have been grouped differently for warmth.

An 1874 photograph of an infantry barracks at Fort Leavenworth clarifies details of additional functional pieces that were no doubt present at Fort Larned (figure 7). Spit boxes, copied from the one shown clearly in the Fort Leavenworth photo, occupy various spots around the room. In addition, a water barrel on a stand, also shown in the Leavenworth photo, sits in the center of the room. A large "C" appears on the side.

Each window has dark green pull shades. Finally, lighting devices were of two types--candles and kerosene lamps. Since the barracks bunk room was not a place of recreation, the men did not attempt to light up the room, as we do today. They need only enough light to see to get dressed, because the barracks messroom was used for reading, gaming, etc. Three or four candle sconces, copied from the Leavenworth photo, and two kerosene lamps of the period light the room. Since the adjutant general forbade the use of kerosene lamps in 1869, soldiers used the lamps prior to that date.

The room appears crowded and yet well maintained as the barracks was less than two years old in the summer of 1868.

BUNKS, 17 double tier, wooden, whitewashed, to accommodate 66 soldiers

Documentation: U.S. Army, Medical History, pp. 138-39 and figures 1 and 2

Source: Acquire (reproduce using original in park collection)

Location: Along walls

BEDSACKS, 34, double size, muslin, cotton or linen drilling

Documentation: U.S. Army, Medical History, pp. 138-139;
"Revised U.S. Army Regulations of 1861," pp. 166-167 and
169; and figure 3

Source: Acquire (reproduction)

Location: Two on each bunk, one upper and one lower

BLANKETS; 46; woolen; gray; 7' long and 5 1/2' wide; weighing 5
pounds; with letters "U.S." in black, 4" long in the center

Documentation: "Revised U.S. Army Regulations of 1861," pp.
162, 170, and 474

Source: Acquire (reproduction)

Location: Four on each bunk, two on upper and two on lower

OVERCOATS, 56, dismantled pattern, wool, sky blue as per regulation

Documentation: "Revised U.S. Army Regulations of 1861," p.
162

Source: Acquire (reproduction)

Location: Four on each bunk, two on upper and two on lower
used as pillows

PERSONAL BOXES, 68, wooden, various type of small chests that will
fit under bunks

Documentation: Since footlockers were not standardized until
the mid-1870s, a mixed variety of footlockers were com-
monly made from ammo boxes and used crates, as shown in
the Fort Leavenworth photograph (figure 7)

Source: Acquire (reproduction)

Location: On floor at corners under each bunk

RIFLE RACKS, 27, wooden, to hold two or three rifles each, painted
blue

Documentation: Original examples in park collection removed
from HS-1 (figures 4 and 5)

Source: Acquire (reproduce from originals in the park collection--FOLS #2610, 2611, 2612, and 2613)

Location: Eleven on north wall, 14 on south wall

RIFLES, 44, model 1866 U.S. Breech-loading Rifle

Documentation: Photo of 3rd Infantry at Fort Larned (front cover)

Source: Acquire (reproduction)

Location: In rifle racks

CANDLES and CANDLEHOLDERS, tin sconces, four

Documentation: Candles were supplied according to U.S. Army Regulations. Tin candle sconces were commonly seen as shown in the Fort Leavenworth photograph (figure 7).

Source: Acquire (reproduction)

Location: Near doorways

KEROSENE LAMP, one, plain table lamp, pre-1868

Documentation: "Historic Furnishings Study, Historical and Archeological Data" and U.S. Army, Medical History, p. 134

Source: Acquire

Location: Near door to hallway

LEATHER EQUIPMENT, 44 sets, a set to consist of model 1855 cartridge box, modified for 50-70 ammo, waist belt and oval U.S. buckle, bayonet frog, and scabbard

Documentation: Photograph of Fort Larned "Parade rest" (cover photograph) and "Revised U.S. Army Regulations of 1861"

Source: Acquire (reproduction)

Location: Hanging on pegs under each rifle

UNIFORMS, complete issue to include:

<u>Per</u> <u>Soldier</u>	<u>Total for</u> <u>Barracks</u>	<u>Item</u>
1	44	Dress hat (Hardee pattern)
1	12	Fatigue, forge cap
1	44	Rain cover, dress hat
2	44	Frock coats (although by this time only one was issued) -- two of which are musician's style
3	112	Trousers
3	Not seen	Flannel shirts
3	Not seen	Flannel drawers
4	140	Pair of booties
4	Not seen	Pair of stockings
1	Not seen	Leather stock
2	68	Fatigue coats
1	56	Knapsack
1	56	Haversack
1	56	Canteen with strap

As previously discussed, one great coat or overcoat and one blanket were also issued to each soldier. The total number of uniforms hung in the barracks is determined by the 1868 muster rolls, eliminating items for soldiers in jail, in the hospital, or off-post.

Documentation: "Revised U.S. Army Regulations of 1861" and the cover photograph

Source: Acquire (reproduction)

Location: Hats, caps, and a knapsack containing shirts, drawers, and stockings appear on the shelf above the soldier's number. Coats and trousers hang on the pegs below the shelf. The shelf and pegs run the entire length of the east and west wall.

SHELF and PEGS

Documentation: Architectural details as drawn in figure 6

Source: Installed

Location: A shelf with pegs underneath runs the entire length of the east and west walls.

TABLES, two, wooden, BENCHES, four, 1' x 6', and CHAIRS, four, mule ear ladder back design

Documentation: Barracks photographs in Brown's "Pictorial History" commonly show tables, benches, and chairs in barracks bunk rooms.

Source: Acquire (reproduction)

Location: Center of room

WATER BARREL, one, on stand

Documentation: "Records of the U.S. Army Continental Commands, 1821-1920," Letters Sent, and figure 7, enlisted men's barracks Fort Leavenworth

Source: Acquire (reproduction)

Location: Center of room

SPIT BOXES, six, wooden, 12" x 12" x 6", 1/2 filled with sand

Documentation: Figure 7, Fort Leavenworth's enlisted men's barracks, demonstrates the placement of spit boxes in the barracks, which were commonly seen in army barracks for this time period.

Source: Acquire (reproduction)

Location: Various places around room

WINDOW SHADES, seven, green roller shades

Documentation: "Records of the Quartermaster General"

Source: Acquire (reproduction)

Location: Each window

BARRACKS MESSROOM

This room was probably used for more than just eating. We know the tables were removed on occasion for parties and dances. In addition, the room probably functioned similarly to a modern dayroom, used for gaming, playing cards, reading, conversing, etc.

Tables, copied from the table seen in figures 8 and 9, and benches seat 64-68 men. These figures show what was probably the regulation mess table before the mid-1880s. Figure 10 shows four mess tables, three of which are the model, which was introduced in the mid-1880s, but to the left rear is a table using sawhorses and a planked together top. Figure 9 also shows this table. The army sought folding furniture to move easily to the field. The use of the sawhorses answers this need and allows the room to be quickly converted to an open hall. Oilcloth, tacked down along the edges, covers all of the tables. The benches copy one from figure 10, a photograph of a typical mid-century bench that appears in both military and civilian photographs all over the country.

The NCOs sat apart from the enlisted men. Two tables placed together near the front windows serve this purpose.

A built-in cupboard, constructed similarly to the one in figure 10, holds the large amount of white ironstone purchased by the company fund. The styles and makers of ceramics found at Fort Larned determine the messware.

Indian artifacts and Civil War or Mexican War prints decorate the walls. Candle sconces, placed on the walls around the room, and kerosene lamps, placed on top of the cupboard when not in use, provide light.

TABLES, eight, wooden, 36" x 8' panel on sawhorses, tops covered with oilcloth

Documentation: "Revised U.S. Army Regulations of 1861" and historic photographs (figures 8, 9, and 10)

Source: Acquire (reproduction)

Location: In rows of three on east and west walls, two along south wall

BENCHES, 16, wooden, 1' x 8'

Documentation: "Revised U.S. Army Regulations of 1861" and historic photographs (figures 8, 9, and 10)

Source: Acquire (reproduction)

Location: One on each side of every table

CUPBOARD, one, wooden, built on wall

Documentation: Figures 8, 9, and 10; cupboards were commonly built to accommodate messware

Source: Acquire (reproduction)

Location: On north wall next to kitchen door

TABLEWARE, ironstone china, white, various sizes and amounts purchased by the company fund. Service to include:

- 75 9" plates, dinner
- 75 5" saucers
- 75 6" bowls
- 75 cups
- 75 6½" plates
- 24 Gravy boats
- 24 Sugar bowls
- 24 Platters, small
- 24 Platters, medium
- 12 Platters, large
- 12 Soup tureens

Documentation: "Historic Furnishings Study, Historical and Archeological Data" and "It Can Never Happen Again" by H. Campbell Fairchild

Source: Acquire (reproduction)

Location: In cupboard

KNIVES and FORKS, 80 each, plain wood handle, pinned to blade or fork, and SPOONS, 80, pewter or tin

Documentation: "Historic Furnishings Study, Historical and Archeological Data," p. 480

Source: Acquire (reproduction)

Location: On cupboard shelf

CANDLE SCONCES, eight, tin, each holding a single CANDLE

Documentation: Leavenworth photograph (figure 7)

Source: Acquire (reproduce sconces)

Location: On walls as per drawing

OILCLOTH, eight pieces

Documentation: Figures 8, 9, and 10; and period practice

Source: Acquire (reproduction)

Location: Place one on top of each table and tack on each side

KEROSENE LAMPS, three, glass

Documentation: "Historic Furnishings Study, Historical and Archeological Data" and order forbidding the use of kerosene lamps in 1869 in U.S. Army, Medical History, p. 134

Source: Acquire (reproduction)

Location: On top of built-in cupboard

INDIAN ARTIFACTS, four-six groupings of crossed arrows, two-four lances, one-two shields, two-four tomahawks, two-four parfleches, and one-two pair moccasins

Documentation: Photographs in Brown's "Pictorial History" show that messrooms commonly displayed artifacts that soldiers picked up while on campaign

Source: Acquire (reproductions)

Location: Decoratively arranged on walls

INEXPENSIVE PRINTS, six-eight

Documentation: Military scenes were commonly displayed on messroom walls relaying the pride of the company

Source: Acquire (reproduction)

Location: On walls

BARRACKS FIRST SERGEANT AND ORDERLY ROOM

Since this room served as an office as well as sleeping quarters for the first and quartermaster sergeants, office supplies and furnishings, regulation military accoutrements, and bedroom furnishings appear in this room.

Regulations determine the office furnishings and supplies as discussed in the evidence of original furnishings.

Since no prototypes survive indicating the use of single wooden bunks, these two sergeants probably used hospital cots for their personal beds. The sergeants have personal items such as a razor strap, washbowl and pitcher set, mirror, towels, and a buffalo skin rug as was common for their rank.

COMBINATION DESK and TABLE, two, wooden

Documentation: "Revised U.S. Army Regulations of 1861," p. 162

Source: Acquire

Location: One on left wall, one on right wall

CHAIRS, two, mule ear ladder back design

Documentation: "Revised U.S. Army Regulations of 1861," p.
162

Source: Acquire (reproduction)

Location: Two at each desk and table

BOOKCASE, one, wooden with glass front doors, containing the company library of BOOKS and NEWSPAPERS

Documentation: Photograph of original bookcase used at Fort Hays in the 1860s (figure 11). John Albright's Historic Furnishings Report contains a list of books from Fort Larned's library in 1871.

Source: Acquire (reproduction)

Location: On left wall

REFERENCE BOOKS; Infantry Tactics, one; Upton's Tactics, six; Manual of Signal, two; and U.S. Army Regulations, one

Documentation: Regular Army muster rolls, Company C, 3d U.S. Infantry, August-October 1864

Source: Acquire (reproduction)

Location: Bookcase

OFFICE SUPPLIES and STATIONERY

Documentation: "Revised U.S. Army Regulations of 1861," pp.
167 and 24

INKSTANDS, two, metal

Source: Acquire

Location: On each desk

STAMPS, two, wooden

Source: Acquire (reproduction)

Location: On desk

PAPER FOLDERS, two, cardboard

Source: Acquire (reproduction)

Location: On desk

OFFICE SUPPLIES and STATIONERY, continued

SAND BOXES, two, tin

Source: Acquire (reproduction)

Location: On desk

WAFER BOXES, two, wood or tin

Source: Acquire (reproduction)

Location: On desk

LEAD PENCILS, eight, wood

Source: Acquire (reproduction)

Location: Four per desk

WRITING PAPER, 1-1/2 quires

Source: Acquire (reproduction)

Location: Bookcase

ENVELOPES, 15

Source: Acquire (reproduction)

Location: Bookcase

STEEL PENS, 60 pen points, and HOLDERS, six

Source: Acquire (reproduction)

Location: On desks and bookcase

WAFERS, 1/8 ounce

Source: Acquire (reproduction)

Location: On desks

SEALING WAX, one ounce

Source: Acquire (reproduction)

Location: On desk

INK POWDER, one paper

Source: Acquire (reproduction)

Location: Bookcase

OFFICE TAPE, one yard, cloth, red

Source: Acquire (reproduction)

Location: On desk

COMPANY FORMS, 9 monthly returns, 16 certificates of disability, 10 enlistments, 54 re-enlistments, 6 monthly recruiting

returns, 46 discharges, 80 final statements, 25 muster pay-rolls, and 14 description lists of deserters

Source: Acquire (reproduction)

Location: On desks and bookcase

COMPANY RECORD BOOKS, one descriptive book, one clothing book, one order book, and morning report book--each one quire, 16" x 10", leather-bound

Source: Acquire (reproduction)

Location: On desks

AMMUNITION BOXES, two, wooden, each marked 1,000 round 50-70 rifle cartridges

Documentation: "Records of the Office of the Adjutant General, 1869," Letters Received, Microcopy #619, Roll 720, National Archives

Source: Acquire (reproduction)

Location: Behind wall, separating hallway

RIFLES, five, model 1866, U.S. Breech-loading rifle

Documentation: "Revised U.S. Army Regulations of 1861"

Source: Acquire (reproduction)

Location: Gun rack, right wall

SPIT BOXES, three, wooden, 8 x 8 x 6-1/2, filled with sand

Documentation: Present in Fort Leavenworth barracks in 1874 (figure 7)

Source: Acquire (reproduction)

Location: Near desks

PERSONAL BOXES, five, wooden, various types

Documentation: Present in Fort Leavenworth barracks in 1874 (figure 7) and also in other barracks as seen in Brown's "Pictorial History"

Source: Acquire (reproduction)

Location: Three under gun rack, one at the foot of each cot

HOSPITAL COT, two, wood and metal

Documentation: The only single cots the army had at this period were hospital cots. No evidence survives for single bunks; the first and quartermaster sergeants likely used hospital cots for beds.

Source: Acquire (reproduce using cot extant in park collection)

Location: Along each wall at rear of room

BEDSACKS, two, single, muslin

Documentation: "Revised U.S. Army Regulations of 1861"

Source: Acquire (reproduction)

Location: On each cot

SHEETS, four, linen or cotton, single

Documentation: "Revised U.S. Army Regulations of 1861"

Source: Acquire (reproduction)

Location: Two on each cot

PILLOW and PILLOWCASE, two

Documentation: "Revised U.S. Army Regulations of 1861"

Source: Acquire (reproduction)

Location: One on each cot

BLANKET, four, marked U.S. issue

Documentation: "Revised U.S. Army Regulations of 1861"

Source: Acquire (reproduction)

Location: Two on each cot

RUG, one, buffalo skin

Documentation: David A. Clary's "These Relics of Barbarism" describes the personal effects of a corporal in the late

1850s including "a buffalo fur."²⁸ Another reference relating to a fire at Hancock Barracks, Maine, in 1853 requesting reimbursement for "carpet and blankets belonging to both officers and men" also appears in Clary's study.²⁹ A photograph, c.1883, Fort Union, New Mexico, not reproduced in this report, clearly shows a buffalo skin rug in the first sergeant's quarters.³⁰

These references indicate that noncommissioned officers were permitted and most certainly did have personal items such as the buffalo skin rug in their rooms.

Source: Acquire

Location: Between the cots

WASHSTAND, one, wooden, plain, painted; MIRROR, one, wood framed; TOWELS, three, linen; RAZOR and STRAP, two; and BUCKET, one, wooden

Documentation: Clary's "These Relics of Barbarism" states that the noncommissioned officers had personal items in their possession. Various photographs in the Harpers Ferry Center, Division of Historic Furnishings, historic photo file show that sergeants in the 1860s had rooms that contained some comforts. No evidence directly connected to the first sergeant and orderly room at Fort Larned exists; however, based on what minimum "luxury" items are found at other forts during the 1860s, the first sergeant and orderly room contains personal items.

Source: Acquire

Location: On the right wall

28. National Park Service, "These Relics of Barbarism: A history of furniture in barracks and guardhouses of the United States Army, 1800-1880," by David A. Clary (Denver, CO: Denver Service Center), pp. 299-300.

29. Ibid., p. 298.

30. National Park Service, Harpers Ferry Center, Division of Historic Furnishings, Historic Photo File.

INFANTRY DRUM

Documentation: Military regulations state that the duty drummer was always within calling distance of the orderly room.

Source: Acquire (reproduction)

Location: This drum could be placed in this room inside the door near the gun rack or in the hallway

WASHBOWL and PITCHER SET, complete, ironstone

Documentation: Archeological investigations uncovered various amounts of ironstone including sherds of a washbowl and pitcher. These pieces most probably belonged in the first sergeant and orderly room. It is not likely that they were located in any other room of the barracks.

Source: Acquire (reproduction)

Location: On washstand

CANDLE SCONCES, two, tin

Documentation: Tin candle sconces are visible in the Fort Leavenworth photograph (figure 7).

Source: Acquire (reproduction)

Location: On each long wall

KEROSENE LAMP, one, glass

Documentation: "Historic Furnishings Study, Historical and Archeological Data" and order forbidding the use of kerosene lamps in 1869 in U.S. Army, Medical History, p. 134

Source: Acquire (reproduction)

Location: On top of bookcase

WINDOW BLIND, one, green roller shade

Documentation: "Records of the Quartermaster General"

Source: Acquire (reproduction)

Location: At window

LEATHER EQUIPMENT, five complete sets

Documentation: "Revised U.S. Army Regulations of 1861" and
photograph of Company C at "Parade rest" (cover)

Source: Acquire (reproduction)

Location: Hanging on pegs of rifle rack

NCO SWORD and SLING, two, model 1841 with scabbard

Documentation: "Revised U.S. Army Regulations of 1861"

Source: Acquire

Location: Hanging from peg under shelf above cot

SASH, one, red, wool

Documentation: "Revised U.S. Army Regulations of 1861"

Source: Acquire

Location: Hanging from peg over first sergeant's cot

CLOTHING, complete issue including two DRESS HATS (Hardee); two FATIGUE CAPS; two RAIN COVER (Hardee); one FROCK COAT with first sergeant stripes; one FATIGUE COAT with quartermaster sergeant stripes; one FATIGUE COAT with first sergeant stripes; three pair TROUSERS with NCO stripes; four pair BOOTEES; two GREAT COATS, dismantled pattern; two KNAPSACKS, two HAVERSACKS, and two CANTEENS with straps

Documentation: "Revised U.S. Army Regulations of 1861"

Source: Acquire (reproduction)

Location: Hanging from pegs or folded on shelf above cot

BARRACKS HALLWAY

As discussed in the evidence of original furnishings, the barracks hallway contains fire fighting equipment and a bulletin board.

FIREBUCKETS, 28, leather

Documentation: "Revised U.S. Army Regulations of 1861,"
Leavenworth photograph (figure 7), and standard practice
Source: Acquire (reproduction)
Location: Hanging on prop under shelf

FIRE AXES, eight, single-edge

Documentation: "Revised U.S. Army Regulations of 1861,"
Leavenworth photograph (figure 7), standard practice
Source: Acquire (reproduction)
Location: On top of shelf

BULLETIN BOARD, one, 2' x 2'

Documentation: "Revised U.S. Army Regulations of 1861"
Source: Acquire (reproduction)
Location: On left wall leading to first sergeant and orderly
room

BARRACKS KITCHEN AND STOREROOM

The photographs of the company kitchen at San Carlos, Arizona, c.1890, provide useful guides for recreating the Fort Larned barracks kitchen (figures 13 and 14). The room at Fort Larned and the room photographed are very similar in size and layout. Note the worktable placed under the window for light and the stove on the opposite wall. Clearly seen are a large amount of canned goods, as was present at Fort Larned, and a tree section used as a chopping block.

The exact type of cook stove used in this kitchen is not known, but the government almost certainly purchased it commercially out of St. Louis, since stoves purchased from St. Louis for the officer's quarters survive. An army purchased cook stove survives from the "USS Cairo" (figure 12). This stove dates from 1862 and is the right size for use at Fort Larned.

Room furnishings include two worktables, one large one placed under the window for the greatest amount of light and one smaller table located near the stove to assist with large cooking pots and pans used on the stove. Oilcloth covers both tables.

Since the cooks needed light more than any other personnel to prepare breakfast and hot water for the personnel, a kerosene lamp and two candle sconces placed on the west wall, one on either side of the window, light the room. Finally, a small pile of split firewood rests against the north wall near the stove.

The barracks storeroom houses the company tailor's sewing machine and cloth storage, tents and poles, and shelves. Since this room also served as the cook's quarters, a hospital cot like those in the barracks first sergeant and orderly room and the cook's personal box appear in the west end of the room.

STOVE, cooking, one, iron, civilian model purchased in midwest
Documentation: "Revised U.S. Army Regulations of 1861" and
stove surviving from the "USS Cairo" (figure 12)
Source: Acquire (reproduce from stove surviving from the "USS
Cairo")
Location: East wall near north wall

CHOPPING BLOCK, one, made from a tree trunk
Documentation: Photograph of the company kitchen at San
Carlos, Arizona, c.1890, shows a chopping block made from
a tree section (figure 14).
Source: Acquire (reproduction)
Location: Northwest corner

TABLES, two, wooden, with oilcloth covers on top, one table 3 x 8,
one table 3 x 4
Documentation: Photographs of the company kitchen at San
Carlos, Arizona, c.1890, provide useful guidelines for

recreating the Fort Larned kitchen. These photographs include wooden tables with oilcloth covers (figures 8, 13, and 14).

Source: Acquire (reproduction)

Location: Under window and near stove

CHAIRS, two, mule ear ladder back type

Documentation: "Revised U.S. Army Regulations of 1861," p. 162

Source: Acquire (reproduction)

Location: On east and west walls

SHELVING, wooden

Documentation: Architectural evidence apparent on walls at Fort Larned

Source: Acquire (reproduction)

Location: As per ghosting; free-standing shelf unit on north and south walls

COOKING POTS and PANS, tin plate and sheet iron, to include: BOILERS, four large and four medium; STEWING PANS, six large, six medium, and six small; COFFEE POTS, six large and three medium; LADLES, six; SKIMMERS, six; SPOONS, 12 large; FLESH FORKS, six; CARVING KNIVES, three large; SHARPENERS, three large; and BUTCHER SAW, one

Documentation: Figures 13 and 14 of the company kitchen at San Carlos, Arizona, "Revised U.S. Army Regulations of 1861," and Scott's Dictionary (appendixed)³¹

Source: Acquire (reproduction)

Location: Various places around kitchen

31. Col. H.L. Scott, Military Dictionary (New York: VanNostrand, 1861).

APRON, three, white, army duck

Documentation: "Revised U.S. Army Regulations of 1861" and
figures 13 and 14

Source: Acquire (reproduction)

Location: Hung around room

EARTHENWARE, ironstone or redware, including MIXING BOWLS, three large, six medium, and six small

Documentation: Archeological investigations uncovered large amounts of ironstone as described in John Albright and Douglas Scott's "Historic Furnishings Study, Historic and Archeological Data, Fort Larned National Historic Site."

Source: Acquire (reproduction)

Location: Various places

CANNED GOODS and BOTTLES, various makers and producers

Documentation: "Records of the U.S. Army Continental Commands, 1821-1920," April 30, 1868, Inspection Report

Source: Documentation exists for purchases of canned goods from the post sutler but from no other source. Price lists for canned goods purchased from the post sutler do not list brand names but do include a variety of products including lobster, salmon, and turkey. Generally, about 125-150 reproduction canned goods and bottles are needed.

Location: On shelves around room

SEWING MACHINE, one treadle type of the period

Documentation: Inventory of company tailor at Fort Larned

Source: Acquire

Location: On floor in corner of room

STORAGE BOX for material

Documentation: Inventory of company tailor at Fort Larned

Source: Acquire (reproduction)

Location: On floor in corner of room

TENTAGE and POLES

Documentation: Regulation Quartermaster camp and garrison
equipment

Source: Acquire (reproduction)

Location: Piled on floor with poles standing in corner

HOSPITAL COT, wood and metal

Documentation: Plans for Infantry Barracks 1875

Source: Acquire (reproduction)

Location: Along west wall

PERSONAL BOX, one, wooden

Documentation: Present in Fort Leavenworth barracks in 1874
(figure 7) and also in other barracks as seen in Brown's
"Pictorial History"

Source: Acquire (reproduction)

Location: At foot of cook's cot

SHELVES, two sets floor to ceiling

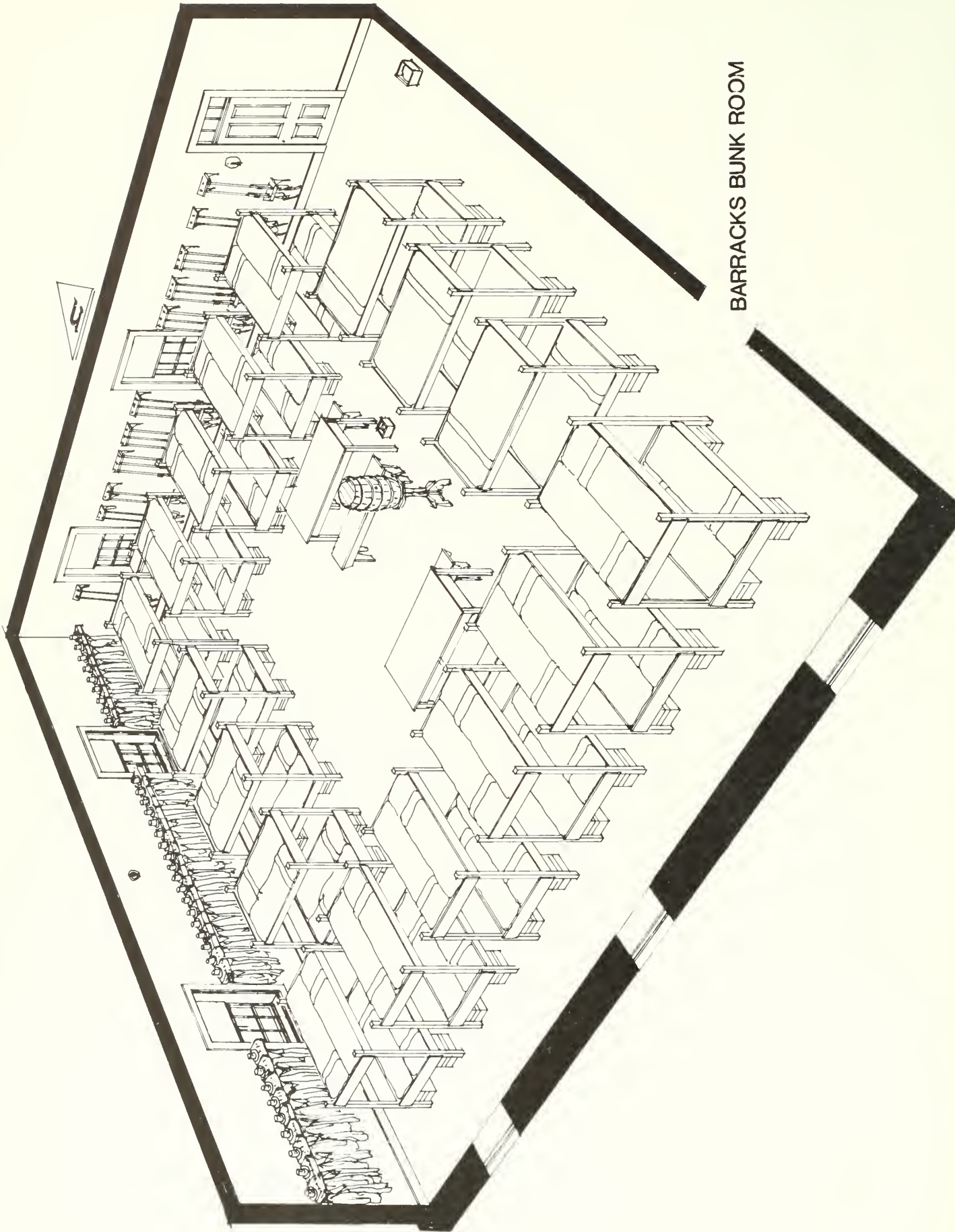
Documentation: Ghosting on walls

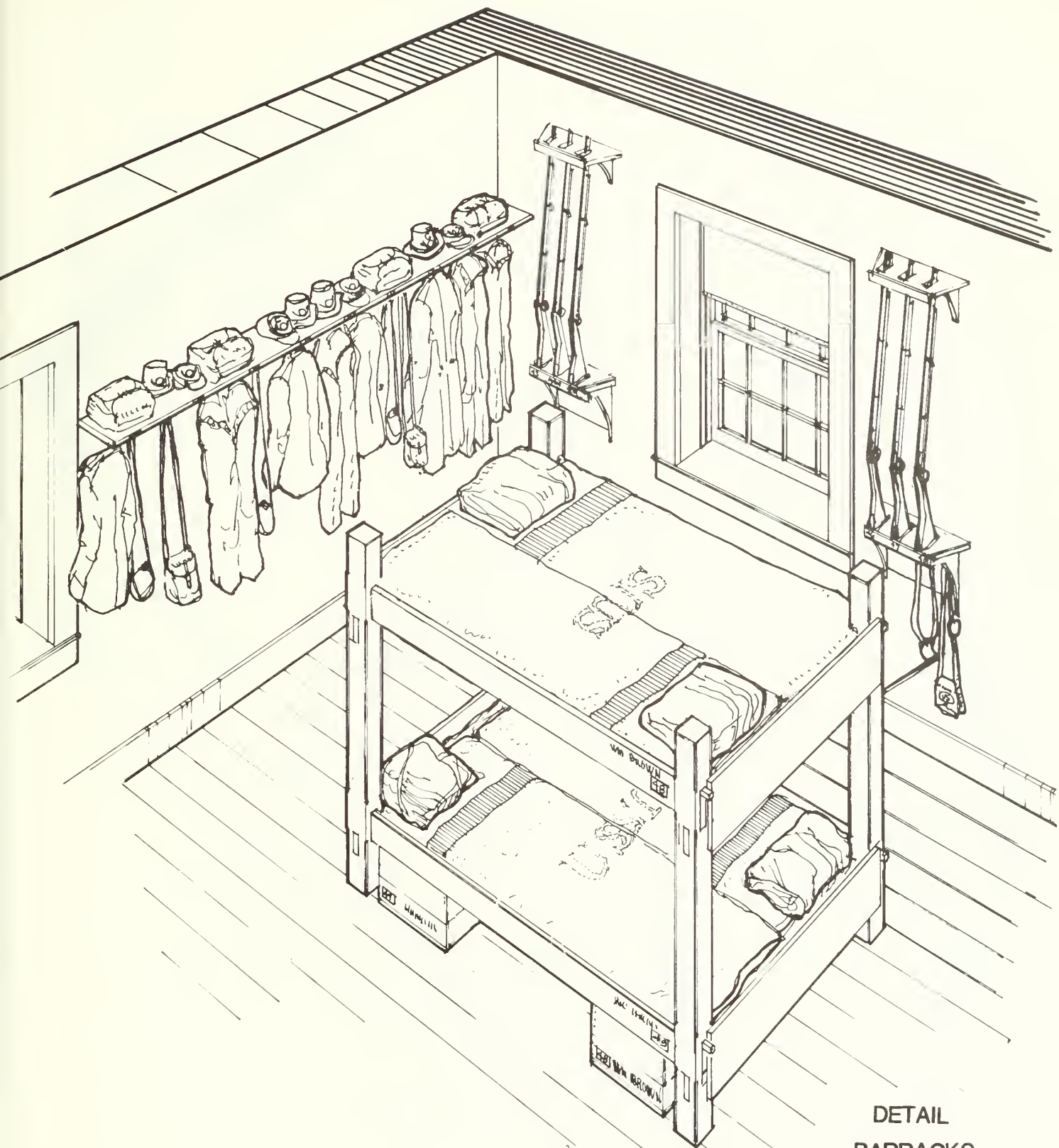
Source: Acquire (reproduction)

Location: North and east walls

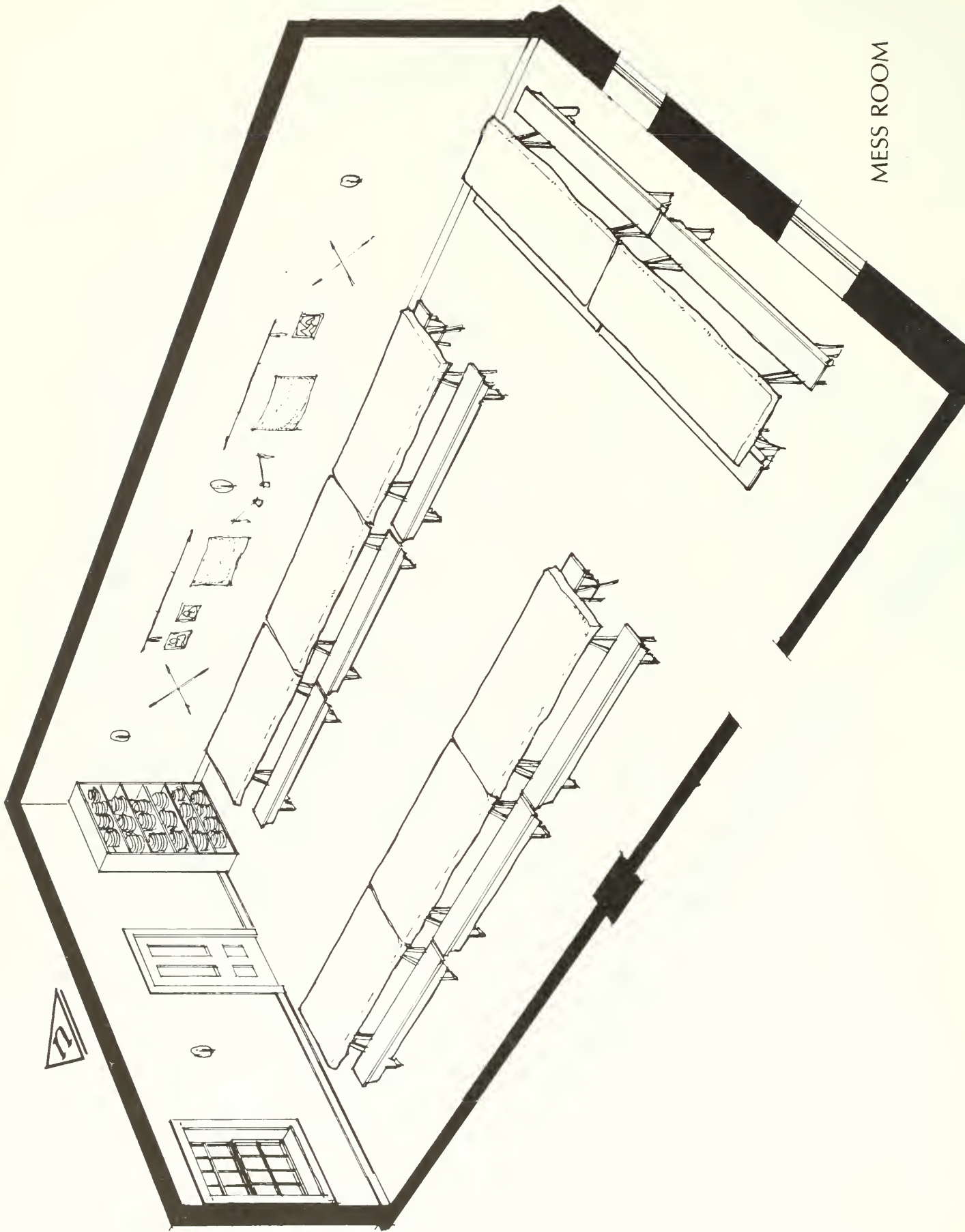
WORKING DRAWINGS

BARRACKS BUNK ROOM

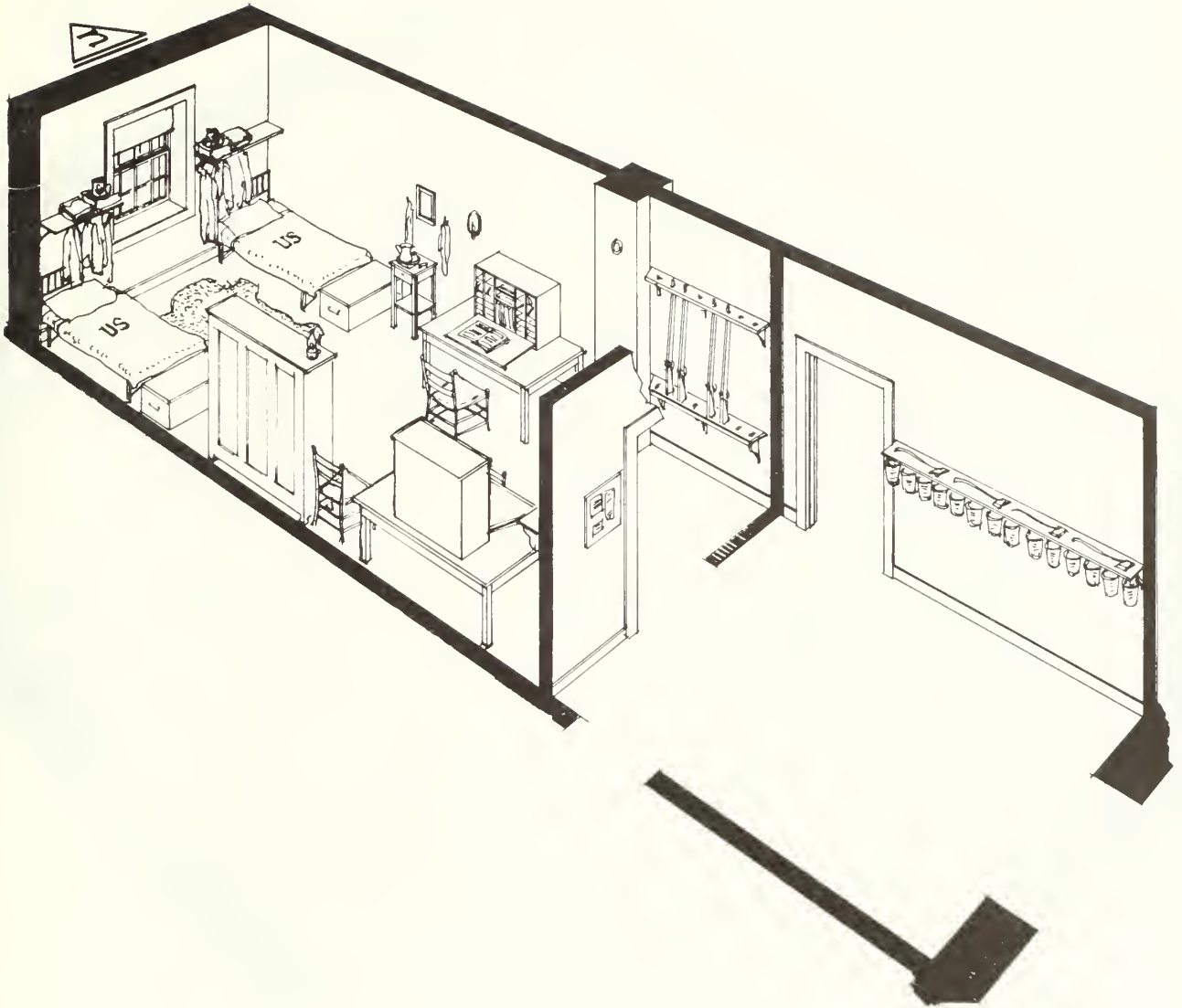




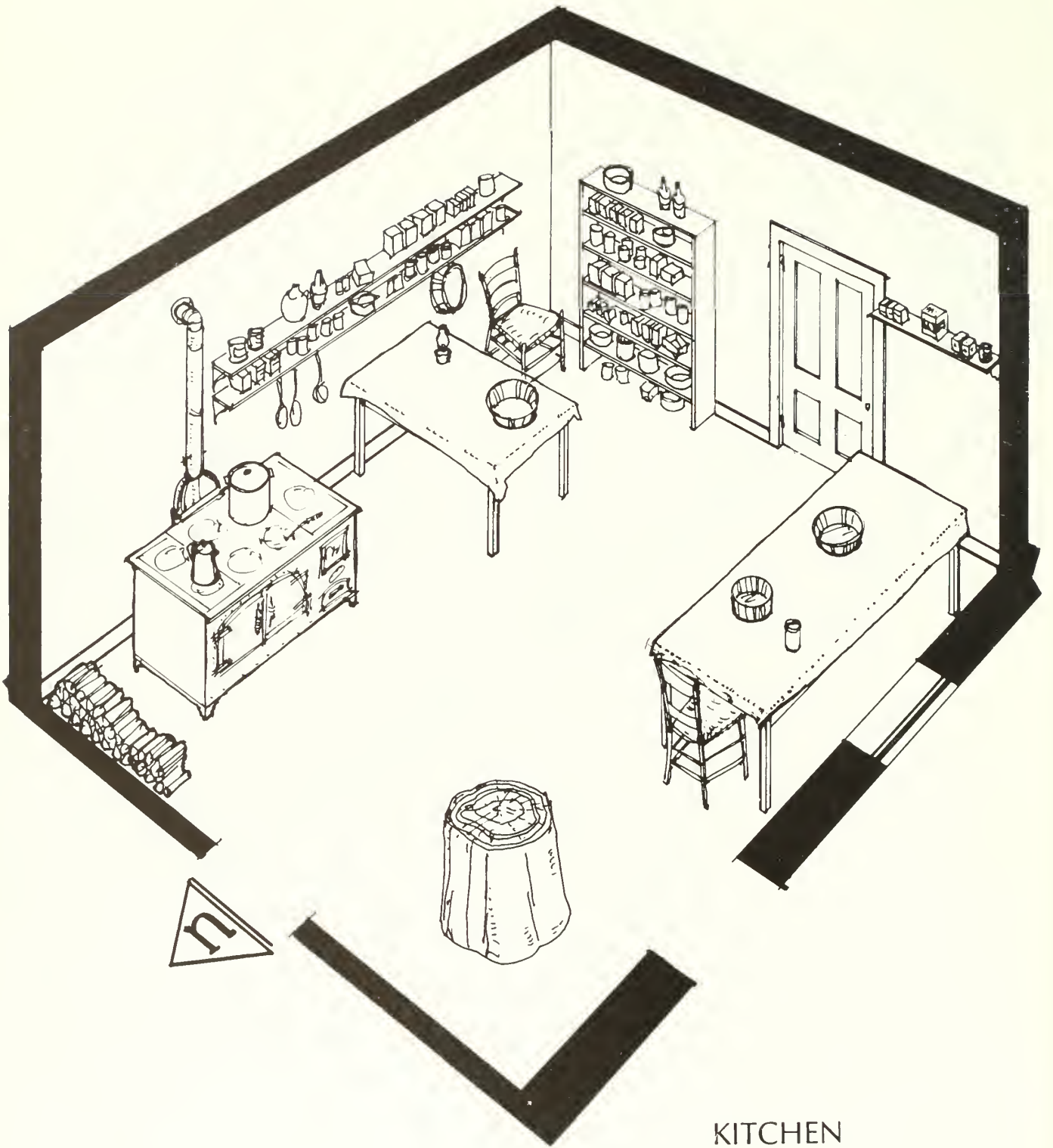
DETAIL
BARRACKS
BUNK ROOM



MESS ROOM



FIRST SERGEANT, ORDERLY ROOM,
AND HALLWAY



ILLUSTRATIONS

Figure 1. AMERICAN ARMY BUNK, c.1861

Shown is one of nine surviving bunks from Fort Mifflin, Pennsylvania, made in 1861 when the fort was regarrisoned for the Civil War. It was later used for Confederate prisoners. The slats run from head to foot, resting on the crossbar and were secured by another board nailed to the uprights. This bunk could be easily dismantled.

Photographed by William L. Brown, A Pictorial History of Enlisted Men's Barracks of the U.S. Army, 1861-1895.




Figure 2. AMERICAN ARMY BUNK, c.1861

Dismantled bunk from Fort Mifflin, Pennsylvania.

Photographs by William L. Brown, A Pictorial
History of Enlisted Men's Barracks of the
U.S. Army, 1861-1895.


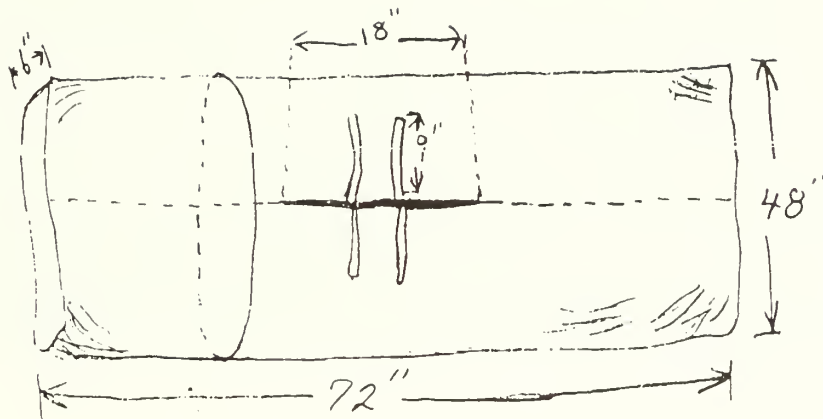


Figure 3. BEDSACK, c.1864

Cotton or linen drilling, of good quality, weighing 4 ounces to the yard; double bedsacks 72 inches long and 48 inches broad, the single bedsacks to have the same length but only 42 inches broad, each to have openings in the center, 18 inches long to be tied together with 4 strings of tape each $\frac{3}{4}$ of an inch wide and nine inches long. The end pieces to be six inches wide.

"Undated Quartermaster Department specification of the Civil War period" (1864), quoted in Chappell, "Barracks Furnishings," 23.



Bed Sacks: cotton or linen drilling, of good quality, weighing 4 ounces to the yard; double bed sacks 72 inches long and 48 inches broad, the single bed sacks to have the same length but only 42 inches broad, each to have opening in center, 18 inches long to be tied together with 4 strings of tape each $\frac{3}{4}$ of an inch wide and nine (9) inches long. The end pieces to be six (6) inches wide.

["Undated Quartermaster Department specification of the Civil War period" (1864), quoted in Chappell, "Barracks Furnishings," 23.]

Figures 4 and 5. ARMS RACKS, c.1867-68

Original arms racks recovered from HS-1, Fort Larned National Historic Site. The tops of the racks, as shown, were found on the north and south walls. Each was placed about 8'1" above the floor.

Photographed by William L. Brown at Fort Larned National Historic Park, 1986.


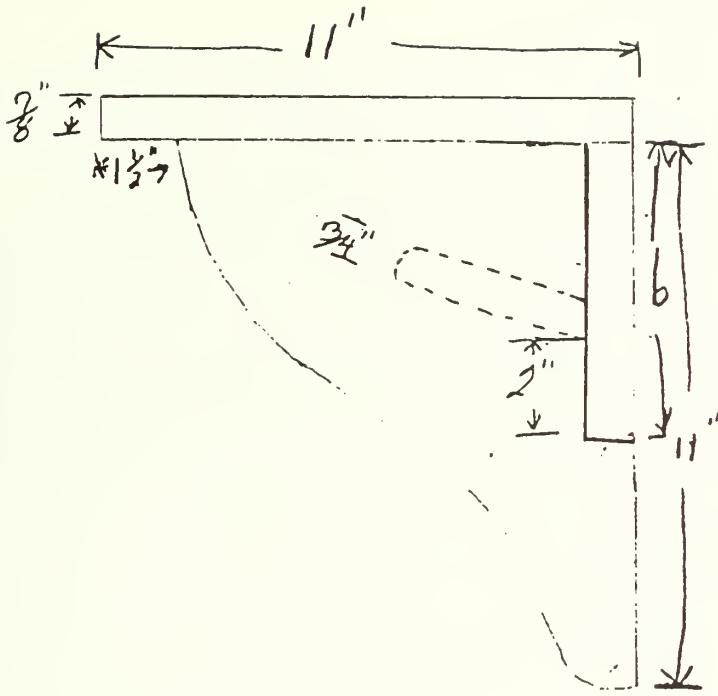




Figure 6. SHELF AND PEGS

Ghosting on the west wall of the sleeping room and the hospital side of HS-2 supplied the dimensions for the shelf, hookboard, and pegs hung 5' from the floor.

Drawn by Historian George Elmore, Fort Larned National Historic Site.



End view
6"



Front view

Wooden peg every 4"
 pegs are $\frac{3}{4}$ " diameter 4" Long.
 Pegs have a slight angle up.

Figure 7. INFANTRY BARRACK, COMPANY A, FORT
LEAVENWORTH, KANSAS, 1874.

Common practices in army life are portrayed in this earliest known photographic image of a barrack interior. The footlockers, water-cooler, and spit boxes are nonregulation, as is what appears to be a tin candle sconce above the stove. Note the water barrel in the center of the room marked "A."

Photograph: Fort Leavenworth National Historic Site, 6003.46-C from William L. Brown, A Pictorial History of Enlisted Men's Barracks of the U.S. Army, 1861-1895.




Figure 8. FORT SNELLING MESS HALL, c.1880

Regulation mess tables shown in this photograph were covered with oilcloth which was tacked down on the edges.

Courtesy of the National Archives, #92-F-65-8



Figure 9. DAVID'S ISLAND, NY, CONSOLIDATED
MESS HALL, c.1880

Wooden mess tables and benches that were easily taken apart were most desirable. These, made from saw horses and planks, allowing quick conversion to an open hall for dances and parties.

Courtesy of the National Archives, #92-F-19-11




Figure 10. COMPANY MESSROOM, FORT MONROE, VIRGINIA,
c.1895

This messroom, readied for Christmas dinner, contains a built-in cupboard, the practical solution for storage space in the messroom. Note the wooden benches commonly used in army barracks in this time period.

From the Robert Borrell Collection, Washington, D.C.
Courtesy of The American Association for State and
Local History, Nashville, Tennessee.



© 1910
The
Photographic
Company

Figure 11. BOOKCASE, c.1868

Bookcase from Fort Hays, Hays, Kansas

Courtesy of Fort Hays Frontier Historical Park, Hays, Kansas



Figures 12a and 12b. STOVE FROM THE USS CAIRO, 1862

Although the USS Cairo is a ship, this stove was outfitted by the army and is typical of cook stoves used in army barracks.

Courtesy of the Vicksburg National Military Park,
Vicksburg, Mississippi



Figure 13. COMPANY KITCHEN, SAN CARLOS, ARIZONA
c.1890

This photograph of the company kitchen at San Carlos, Arizona, offers many clues to typical surroundings. Note the worktable placed under the window for light and the stove on the opposite wall.

Courtesy of the National Archives, 111-SC-107685




Figure 14. COMPANY KITCHEN, SAN CARLOS, ARIZONA
c.1890

This view of the company kitchen reveals the large amount of canned goods and the tree section used as a chopping block.

Courtesy of the National Archives, 111-SC-104107



APPENDIX

Statement of the cost of clothing, camp and garrison Equipage for the Army of the United States, furnished by the Quartermaster's Department, during the year commencing July 1, 1859, with the allowance of clothing to each soldier during his enlistment, and his proportion for each year respectively.

From Colonel H.L. Scott, Military Dictionary, 1861.

STATEMENT of the cost of Clothing, Camp and Garrison Equipage for the Army of the United States, furnished by the Quartermaster's Department, during the year commencing July 1, 1859, with the allowance of clothing to each soldier during his enlistment, and his proportion for each year respectively.

CLOTHING.	Engineer Troops.		Hospital Stewards.		Ordnance Sergeants.		Ordnance Mechanics.		Dragoons.		Cavalry.		Mounted Riflemen.		Light Artillery.		Artillery.		Infantry.		Proportion for each year.					Allowance during enlistment.
	\$	c.	\$	c.	\$	c.	\$	c.	\$	c.	\$	c.	\$	c.	\$	c.	\$	c.	\$	c.	First.	Second.	Third.	Fourth.	Fifth.	
Uniform Hat.....	35	11	35	11	35	11	35	11	35	11	35	11	35	11	35	11	35	11	35	11	1	1	1	1	1	5
" " Feather.....	11	11	11	11	11	11	11	11	11	11	11	11	11	11	11	11	11	11	11	11	1	1	1	1	1	5
" " Cord and tassels....	13	13	13	13	13	13	13	13	13	13	13	13	13	13	13	13	13	13	13	13	1	1	1	1	1	5
" " Eagle.....	3	3	3	3	3	3	3	3	3	3	3	3	3	3	3	3	3	3	3	3						
" " Castle.....	14																									
" " Shell and flame.....				4	4																					
" " Crossed sabres.....									4	4																
" " Trumpet.....													4													
" " Crossed cannon.....														4												
" " Bugle.....															3											
" " Letter.....	2								2	2			2		2		2		2							
" " Number.....									2	2			2		2		2		2							
" " Cap (old pattern).....														1	13						1	1	1	1	1	5
" " Tulip.....															7											
" " Cord and tassel.....															56											
" " Plate.....															4											
" " Rings, pairs of.....															5											
" " Hair plume.....															62											
Forage Cap.....	57	57	57	57	57	57	57	57	57	57	57	57	57	57	57	57	57	57	57	57	1	1	1	1	1	5
Uniform Coats, Musicians.....	6	89															6	89	6	89	1	1	1	1	1	5
" Privates.....	6	56	6	56	6	56	6	56									6	56	6	56	1	1	1	1	1	5
" Jackets, Musicians.....									5	52	5	52	5	52	5	52					1	1	1	1	1	5
" Privates.....									5	17	5	17	5	17	5	17					1	1	1	1	1	5
Chevrons, N. C. S., pairs of.....				1	24				1	24	1	24	1	24			1	24	1	24	1	1	1	1	1	5
" 1st Sergeants, pairs of..	37								37	37	37	37	37	37	37	37	37	37	37	37	1	1	1	1	1	5
" Sergeants, ".....	25								25	25	25	25	25	25	25	25	25	25	25	25	1	1	1	1	1	5
" Corporals, ".....	19								19	19	19	19	19	19	19	19	19	19	19	19	1	1	1	1	1	5
Caduceus.....				95																	1	1	1	1	1	5
Shoulder Scales, brass, pr of N. C. S.				95					95	95							95	95	95	95						
Do. do. Sergeants.....	80								80	80							80	80	80	80						
Do. do. Privates.....	50								50	50							50	50	50	50						
Do. bronze, N. C. S.....											1	15														
Do. do. Sergeants.....												90														
Do. do. Privates.....												60														
Trowsers, Sergeants.....	3	00	3	00	3	00			4	05	4	05	4	05	4	05	3	00	3	00	3	2	3	2	3	18
" Corporals.....	2	87							3	93	3	93	3	93	3	93	2	87	2	87	3	2	3	2	3	18
" Privates.....	2	52							2	82	3	87	3	87	3	87	2	82	2	82	3	2	3	2	3	18
Sash.....	3	00	3	00	3	00			3	00	3	00	3	00	3	00	3	00	3	00						
Blue flannel Sack Coats.....	2	10	2	10	2	10	2	10	2	10	2	10	2	10	2	10	2	10	2	10	2	2	2	2	2	10
Do. do. lined, for Recruits.	2	56							2	56	2	56	2	56	2	56	2	56	2	56						
Flannel Shirts.....	90	90	90	90	90	90	90	90	90	90	90	90	90	90	90	90	90	90	90	90	3	3	3	3	3	15
Drawers.....	71	71	71	71	71	71	71	71	71	71	71	71	71	71	71	71	71	71	71	71	3	2	2	2	2	11
*Bootees, pairs.....	2	20	2	20	2	20	2	20	2	20	2	20	2	20	2	20	2	20	2	20	4	4	4	4	4	20
*Boots, pairs.....									3	60	3	60	3	60	3	60					1	1	1	1	1	5
Stockings, pairs.....	24	24	24	24	24	24	24	24	24	24	24	24	24	24	24	24	24	24	24	24	4	4	4	4	4	20
Great Coats.....	6	40	6	40	6	40	6	40	7	63	7	63	7	63	7	63	6	40	6	40	1	0	0	0	0	1
" straps, sets.....																										
Blankets.....	2	44	2	44	2	44	2	44	2	44	2	44	2	44	2	44	2	44	2	44	1	0	1	0	0	2
Leather Stosks.....	17	17	17	17	17	17	17	17	17	17	17	17	17	17	17	17	17	17	17	17	1	0	1	0	0	2
Knapsacks and straps.....	2	78	2	78	2	78	2	78	2	78	2	78	2	78	2	78	2	78	2	78						
Havresacks.....	89	89	89	89	89	89	89	89	89	89	89	89	89	89	89	89	89	89	89	89						
Canteens.....	32	32	32	32	32	32	32	32	32	32	32	32	32	32	32	32	32	32	32	32						
Canteen Strap.....	14	14	14	14	14	14	14	14	14	14	14	14	14	14	14	14	14	14	14	14						
Fatigue Overalls.....	71	71	71	71	71	71	71	71	71	71	71	71	71	71	71	71	71	71	71	71	1	1	1	1	1	5
Stable Frock.....									62	62	62	62	62	62	62	62					1	0	1	0	0	2
Talma.....											5	00														

* Mounted men may, at their option, receive one pair of "boots" and two pairs of "bootees," instead of four pairs of Bootees.

NOTE.—Metallic Eagles, Castles, Shell and flame, Crossed Sabres, Trumpets, Crossed Cannon, Bugles, Letters, Numbers, Tulips, Plates, Shoulder Scales, Rings, the Cap cord and tassels, and the hair Plume of the Light Artillery, the Sashes, Knapsacks and Straps, Havresacks, Canteens, Straps of all kinds, and the Talmas, will not be issued to the soldiers, but will be borne on the Return as company property while fit for service. They will be charged on the Muster Rolls against the person in whose use they were when lost or destroyed by his fault.

CAMP AND GARRISON EQUIPAGE

Bedsack, single.....	\$1 02	Drum case.....	\$ 20
" double.....	1 13	Wall tent.....	\$17 86
Mosquito bars.....	1 13	" " fly.....	5 04
Axe.....	85	" " poles, sets.....	1 18
" helve.....	10	" " pins, sets.....	72
" sling.....	70		24 80
Hatchet.....	29	Sibley tent.....	\$32 30
" helve.....	03	" " poles and tripod.....	4 72
" sling.....	40	" " sets.....	48
Spade.....	58		37 50
Pickaxe.....	56	" " stove.....	4 00
" helve.....	10	Hospital tent.....	\$64 13
Camp kettle.....	50	" " fly.....	23 50
Mess pan.....	18	" " poles, sets.....	5 60
Iron pot.....	1 23	" " pins, sets.....	1 28
Garrison flag.....	86 66		94 51
" " halliard.....	3 00	Servant's tent.....	\$6 62
Storm flag.....	12 35	" " poles, sets.....	1 10
Recruiting flag.....	3 77	" " pins, sets.....	28
" " halliard.....	20		8 00
Guidon.....	5 28	Tent pin, large size, hospital.....	05
Camp color.....	1 82	" " " wall.....	04
National color, Artillery.....	35 43	" " small size, common.....	02
" " Infantry.....	35 43	Regimental book, order.....	\$2 25
Regimental color, Artillery.....	42 60	" " general order..	2 25
" " Infantry.....	47 60	" " letter.....	3 50
Standard for Mounted Regiments.....	20 87	" " index.....	1 75
Trumpet.....	3 33	" " descriptive....	2 25
Bugle, with extra mouth-piece.....	3 12		12 00
Cord and tassels for Trumpets and Bugles	75	Post book, morning report.....	\$2 00
Fife, B.....	47	" " guard.....	2 00
" C.....	41	" " order.....	1 15
Drum, complete, Artillery or Infantry.	5 90	" " letter.....	1 15
Drum head batter.....	60		6 30
" " snare.....	19	Company book, clothing.....	\$2 50
" " sling.....	45	" " descriptive.....	1 80
" " sticks, pairs.....	23	" " order.....	1 70
" " carriage.....	64	" " morning report..	2 00
" " cord.....	20		8 00
" " snare, sets.....	17	Record book, for target practice.....	60

BIBLIOGRAPHY

- Kansas State Historical Society, Manuscript Division. Adolph Hunnis Collection, 1867 Diary of Adolph Hunnis.
- Scott, H.L. Colonel. Military Dictionary. (New York: VanNostrand, 1861).
- U.S. Department of the Army, "Revised U.S. Army Regulations of 1861," GPO, 1863.
- _____. "Report on the Hygiene of the U.S. Army," Circular #8, Surgeon General's Office. GPO, 1875.
- U.S. Department of the Interior, National Park Service. "Historic Furnishings Study and Archeological Data, Fort Larned National Historic Site," by John Albright and Douglas Scott. Denver, CO: Denver Service Center, 1974.
- _____. "A Pictorial History of Enlisted Men's Barracks of the U.S. Army, 1861-1895," by William L. Brown III. Harpers Ferry: Harpers Ferry Center, 1984.
- _____. "These Relics of Barbarism: A history of furniture in barracks and guardrooms of the U.S. Army, 1800-1880," by David A Clary. Harpers Ferry: Harpers Ferry Center, 1983.
- _____. "Historic Furnishings Study: Enlisted barracks and post hospital HS-2, Fort Larned National Historic Site," by Berle Clemensen. Denver, CO: Denver Service Center, September 1981.
- _____. "It Can Never Happen Again," by H. Campbell Fairchild.
- _____. "Historic Structures Report, Part II, The Company Quarters, Fort Larned National Historic Site," by James W. Sheire. National Park Service, 1968.
- Washington, D.C. National Archives. Record Group 92. "Records of the Office of the Quartermaster General."
- _____. _____. Record Group 94. "Records of the Adjutant General's Office." Medical History of Military Posts of the U.S. Army. Medical History of Fort Larned, Vol. 164.
- _____. _____. Record Group 393. "Records of the U.S. Army Continental Commands," Department of Missouri.
- _____. _____. Record Group 159. "Records of the Inspector General."

As the nation's principal conservation agency, the Department of the Interior has basic responsibilities to protect and conserve our land and water, energy and minerals, fish and wildlife, parks and recreation areas, and to ensure the wise use of all these resources. The department also has major responsibility for American Indian reservation communities and for people who live in island territories under U.S. administration.

Publication services were provided by the graphics staff of the Denver Service Center. NPS D-29 September 1987

