

Historic Furnishings Report

VARNUM'S QUARTERS

Valley Forge
National Historical Park/Pennsylvania



U.S. Department of the Interior/National Park Service

PUBLIC DOCUMENTS
DEPOSITORY ITEM

MAY 30 1998

CLEMSON
LIBRARY

HISTORIC FURNISHINGS REPORT

VARNUM'S QUARTERS

**Valley Forge National Historical Park
Valley Forge, Pennsylvania**

by

John P. Brucksch

Division of Historic Furnishings
Harpers Ferry Center
National Park Service
1993

APPROVED:

John J. Reynolds
Regional Director, Mid-Atlantic Region
July 16, 1993

CONTENTS

ACKNOWLEDGEMENTS	v
ADMINISTRATIVE DATA	1
PRIOR PLANNING DOCUMENTS	1
INTERPRETIVE OBJECTIVE	1
OPERATING PLAN/VISITOR CIRCULATION	3
HISTORICAL DATA	5
ANALYSIS OF HISTORIC OCCUPANCY	5
History of Ownership	5
Varnum's Quarters	8
Biography of Brig. Gen. James Mitchell Varnum (1748-89)	9
Brigadier General Varnum at Valley Forge	13
Daily Military Activity at Varnum's Quarters	21
Post-Revolutionary History of the House	21
EVIDENCE OF ROOM USE AND ORIGINAL FURNISHINGS	22
Varnum Archeology	22
Room Use and Military Equipment Within the Stephens' House	25
FURNISHINGS PLAN	27
RECOMMENDED FURNISHINGS AND WORKING DRAWINGS	27
Kitchen (room 101)	29
Parlor (room 104)	47
General Varnum's Quarters (room 202)	53
Staff Officers' Quarters (room 203)	65
FURNISHINGS MAINTENANCE AND PROTECTION	71
SYNOPSIS OF HISTORICAL INTEGRITY	71
ENVIRONMENTAL STANDARDS	71

MAINTENANCE PROCEDURES	77
Architectural Woodwork	79
Windows	79
Fireplaces	79
Plexiglas	80
Textiles	80
Leather	81
Baskets and Rush Bottom Chairs	81
Wood Furniture	82
Ceramics and Glass	83
Metals	83
Books and Paper	84
 RECOMMENDED MAINTENANCE SCHEDULE	 85
 SOURCES OF ASSISTANCE	 88
 APPENDIXES	 91
APPENDIX A: Stephens Family Wills and Inventories	92
APPENDIX B: Stephens Family Genealogy	107
 BIBLIOGRAPHY	 109

ACKNOWLEDGEMENTS

Valley Forge National Historical Park and the National Park Service would like to recognize and thank the Pennsylvania Society of the Sons of the Revolution. Many years ago this organization took on the project of furnishing Varnum's Quarters so that it could be opened to the public. When the National Park Service began implementing this furnishings plan, the Society was there to assist with the acquisition of objects. It is in great part due to their efforts that we were able to enhance the interpretive program at Varnum's Quarters.

I wish to acknowledge the research and assistance provided by fellow furnishings curator Katherine B. Menz, the original researcher for this project. I also acknowledge the assistance of the park staff including Superintendent Warren D. Beach, Park Curators Elizabeth Browning and Dona McDermott, and Museum Technician Phyllis Ewing.

Park Historian Joan Marshall-Dutcher provided valuable assistance and direction through the maze of primary resources relevant to the Varnum site.

Bill Brown, staff curator with the Division of Historic Furnishings, Harpers Ferry Center, offered important advice on military sources, attire, and accoutrements.

I am grateful to Patricia L. Allen, Data Processing Coordinator, Recorder of Deeds, at the Montgomery County Courthouse in Norristown, for her services.

Many thanks also to Cheryl Hill, Kam Sloan, and David Wallace for their advice and editing.

ADMINISTRATIVE DATA

PRIOR PLANNING DOCUMENTS

Prior planning documents for Valley Forge National Historical Park relevant to Varnum's Quarters include:

IDLCS: 22317. Park structure no. HS-101. Management Category A, must be preserved. Entered on National Register as part of Valley Forge NHP under Preservation Act legislature on 10/15/66. Entered on National Register as documented structure on 2/24/88.

Administrative History, Valley Forge National Historical Park, by Harlan D. Unrau, September 1985.

Interpretive Prospectus, March 1982.

Historic Structure Report, Varnum's Quarters: Part 4, Architectural Data, by John B. Dodd and Cherry Dodd, 1981.

"Valley Forge Historical Research Report," by Wayne K. Bodle and Jacqueline Thibaut. 3 vols. May 1980.

"Completion Report, The Morris Edwards House (Varnum's Quarters)," Valley Forge State Park, by National Heritage Corp., 1977.

Interim Interpretive Prospectus, November 1977.

"Historical Research, Valley Forge State Park," prepared for the Pennsylvania Historical and Museum Commission by National Heritage Corporation, February 1974.

"Summary Archeological Report on the Summer's Work at Valley Forge," Vance Packard, September 1972.

INTERPRETIVE OBJECTIVE

The primary interpretive objective at Varnum's Quarters is to show the impact of military occupation on the civilian countryside during the Valley Forge winter encampment of 1777-78. The house and property owned by David Stephens has long been identified as Brig. Gen. James Mitchell Varnum's Quarters during the historic army occupation and has been exhibited with historic furnishings since the Philadelphia Chapter of the Daughters of the American Revolution restored the house, 1918-1933.

No inventory survives for David Stephens. Furnishings documentation relies heavily on the inventories and wills of seven members of the extended Stephens family, including: Morris Edwards (father-in-law), Stephen Evans (father), Eleanor Evans (mother-in-law), David

Stephens (uncle), Mary Stephens (mother), Abijah Stephens (brother), and Abijah Stephens (son). Other Chester county inventories were also examined for objects that appear repeatedly in the area. The documentation implies that David Stephens, his wife, and one son are the most likely individuals occupying the Stephens house when the military arrived in Valley Forge, December 19, 1777.

No direct documentation survives indicating that they shared the house with Brig. Gen. James M. Varnum and his military entourage; however, precedent exists to support this interpretation. During winter encampments it was common for generals and other officers to establish quarters in private dwellings. At Morristown, New Jersey, for instance, General Washington imposed his headquarters and military entourage on the home of Mrs. Theodosia Ford, and shared the building with her and her family during the winter encampment of 1779-1780, keeping the family section separate and distinct from the military section. The Ford Mansion at Morristown comparison involves a different set of circumstances, for example, higher socioeconomic class, larger building, and different officers rank, however the basics are the same, imposition of the military upon the civilian countryside during wartime.

A situation more similar to the Varnum's Quarters arrangement of civilians and soldiers under one roof existed in the Wick House, also at Morristown National Historical Park. Major General Arthur St. Clair occupied the civilian home of the Wick family during the winter encampment of 1779-80.

No less than three period referenced cite the presence of Gen. St. Clair at the Wick House, two ca.1780 surveys by Robert Erskine and a map dated January 16, 1780, by Rochefontaine identifying a building on this site as "Mjr. Genl. St. Clair's Quarters."

Although no definitive documentation is known regarding the exact nature of the spaces shared by the Wick family and the military men, it is accepted that the mother, Mary Wick, and her 23-year-old daughter, Tempe, were the only two members of the Wick family present.¹

The present historic furnishings representation in the Wick House depicts the cohabitation of both the military men and the Wick family in a structure similar in socioeconomic class to Varnum's Quarters at Valley Forge.

This furnishing plan represents Varnum's Quarters as occupied by three members of the David Stephens family and General Varnum with six staff members.

Members of the Stephens family include David Stephens, his wife Elizabeth, and their son Abijah. They are represented as living in room 104 and sharing the kitchen with Varnum's military group. The Stephens' quarters reflect the fiscal downturn of the Stephens family over the course of several decades.

¹ Kathleen Catalano, *Furnishings Plan for the Wick House*, Morristown National Historical Park [hereafter cited as Morristown NHP], 1974, p. iv.

The suggested military group represented includes General Varnum, one brigade adjutant, one quartermaster officer, one commissary officer, and three aides-de-camp. In addition, a guard would have been posted at Varnum's Quarters. A possibility exists that General Varnum was accompanied by a personal servant or cook from Rhode Island, however, we have no documentation. The military group is represented in the two second floor rooms, room 202 and room 203.

OPERATING PLAN/ VISITOR CIRCULATION

Varnum's Quarters will be open daily during the summer season and staffed with one interpreter on the first floor. Visitors will enter through either the west or east doorway of the kitchen (room 101), and be greeted by an interpreter, who will introduce them to the furnished building and the activities that occurred there during the winter encampment of 1777-78. Visitors will then visit the two second floor rooms by ascending the stairway through the parlor (room 104).

On the second floor, visitors will view the two rooms occupied by General Varnum and his military entourage, viewing room 202 from a barrier at the doorway.

HISTORICAL DATA

ANALYSIS OF HISTORIC OCCUPANCY

History of Ownership

The David Stephens House, a rectangular three-bay stone structure, is believed to have been built between 1711 and 1735 by Morris Edwards, a Welch Quaker. Edwards and his wife, born Eleanor Morgan, had emigrated from Wales, in 1700.² Edwards appears to have built a house very much like the ones he left behind in Wales. The hall and parlor plan was common in Wales, and continued to be built there into the 20th century. Use of the pent roofs, pent eaves, and the decorative treatments of the stone masonry are local adaptations. A founder of the Great Valley Baptist Meeting in 1711, Edwards was listed as the owner of 150 acres in the first Upper Merion land office list in 1734 published in 1734 under the direction of Thomas Penn.³ Listed in the Great Valley Baptist Meeting Records, Edwards died May 23, 1737, leaving 350 acres and appurtenances. In his 1736 will, Edwards bequeathed the property to his wife, Eleanor, and daughter, Elizabeth, and outlined specifically that his wife was to have "two rooms in the dwelling house, one room which she shall choose below and one chamber which she shall choose above stairs and half of the celler." Further instructions included, "If after my decease my said wife shall be married to another man then and in that cause I give unto her but one third part of all my moveable estate...and one third of my land and plantation and dwelling house."⁴

In 1742, an additional 150 acres were added by the agents of William Penn to the original Mount Joy Manor tract owned by Eleanor Edwards. In April 1747, widow Eleanor Edwards married widower Griffith Evans of East Nantmeal, also a member of the Great Valley Baptist Congregation.⁵ Evans died intestate March 19, 1748.

Sometime around 1747, Morris and Eleanor Edwards' daughter, Elizabeth, married David Stephens. The marriage is not recorded in meeting records or the list of Pennsylvania marriages at which a clergyman presided. It was a mixed marriage, Elizabeth being a Baptist, and Stephens, a Friend. Elizabeth was baptized later in 1767, probably as a renewal of her Baptist affiliation.⁶

David Stephens, born October 7, 1719, was one of five children of Stephen Evans of

² John Hertzler, Sr., *A Brief Biographic Memorial of Jacob Hertzler* (Ind., 1885).

³ National Park Service, "The Families at Valley Forge; Stephens, Potts, Dewees and Walkers," by Kathleen McQuaid, unpublished. Valley Forge National Historic Park [hereafter cited as Valley Forge NHP], p. 2.

⁴ Will of Morris Edwards, written May 30, 1736, probated May 23, 1746; Book H, Will 70, pp. 120-23; Records Dept., Register of Wills, Philadelphia County, Philadelphia.

⁵ William H. Egle and John B. Linn, *Pennsylvania Archives*, 2nd series, vol. 2, (Harrisburg, PA: K. Meyers, State Printer, 1890), pp. 79, 83.

⁶ National Heritage Corp., "Historical Research, Valley Forge State Park" (National Heritage Corp.: 1974), p. 33.

Tredyffrin and Mary (Davies), who were married at the Radnor Monthly Meeting September 12, 1718.⁷ In 1742, Stephen Evans, in partnership with Daniel Walker, purchased the land upon which the Mount Joy Forge was later built between 1742 and 1751. The Stephens family followed the Welsh custom of assuming the father's given name as a surname until David's generation. Then the family assumed the English tradition and Stephens was continued as the family surname.

In the wills of Stephen Evans (1754) and Mary Stephens (1784) bequests to their son David Stephens were nominal. His father's will, dated 1754, gave David "all the money that he owes me after a fair settlement and an additional [sic] sum...one hundred pounds; the later sum of the two to be paid to him after the descenss [sic] of his mother."⁸ David's mother Mary died in 1784, two years before his death. Most of the two estates went to David's brother Abijah. The implication is that David was in debt to his father and considered less reliable than Abijah.

In addition, David was read out of meeting in 1758, after a long period of unrest between him and his church. Between 1747 and 1758 the Radnor Monthly Meeting took up the problem of David Stephens' activities and allegiance to the church. The Meeting sent numerous letters seeking Stephens' acknowledgement of his offenses. Finally on November 10, 1758, a testification was accomplished against him to have him removed from the group. The evidence presented included that he was "married to a woman of a different persuasion...and since has become a frequenter of taverns and places of diversion...too often overcome with strong liquors and refuses to make any acknowledgment." Taverns close to the encampment area included the King of Prussia and The Bull.

Being read out of meeting had far reaching implications, for Quaker society included business as well as social inter-relationships. Included were a system of poor-relief, schools, care for orphans, and assistance for the elderly. Later, during the encampment period, an additional charge by the group against David Stephens was that he no longer followed the avowed pacifism of the Friends, and was "aiding the military cause" by providing shelter for officers of the army.⁹

Although no deed has been found to document David's acquisition of the farm and house his wife inherited from her parents, later documents refer to the land as being owned by David Stephens. The 1758 will of Eleanor Evans gave Morris Stephens, "my grandson and son of David Stephens begotten by my daughter Elizabeth," the plantation she was living on, a 150-acre tract bounded on the west by the land of David Stephens. A 1761 codicil to this will specified that this land be rented until Morris was of age, with profit to go to

⁷ Elwood Roberts, ed. *Biographical Annals of Montgomery County, Pennsylvania*, vol. 2 (New York: T.S. Benham & Co., 1904), pp. 447-48.

⁸ *Ibid.*

⁹ William C. Kashatus, III, "Valley Forge and Its Civilian Population, 1684-1778," unpublished typescript, Valley Forge NHP (1985), p. 49.

Elizabeth, "as David taketh no care for her support"¹⁰--an indication that David and Elizabeth Stephens' marriage was unstable. A 1745 patent to Abijah Stephens listed the land of widow Evans as an abutting property.¹¹ The marriage brought the property into the Stephens family. Elizabeth inherited the remaining one third of her mother's estate upon her death on July 15, 1761. David Stephens had definitely acquired ownership of the property by 1767, for he was referred to in the 1767 will of John Potts whose property was described as located along the Gulph Road and "the road leading to the plantation of a certain David Stephens."¹²

While relations between David and Elizabeth Stephens were obviously strained as early as 1761, there is no evidence that their marriage was dissolved. They had three children, Eleanor, Maurice (Morris), and Abijah. Abijah is not mentioned in the 1761 will of Eleanor Evans, perhaps because he was not yet born. No records survive that show the children of David Stephens were associated with the Friends, and evidence supports exactly the opposite. When son Abijah married Elizabeth Moore in 1797, she was disowned for marrying out of meeting. Eleanor's marriage to Jacob Richardson is not recorded in the Friends' records, the Baptists' records, or the Pennsylvania State Archives. Their son Maurice never married.

Judging from the documentation, daughter Eleanor and son Maurice would have been between 20 and 30 years old during the encampment period, and Abijah between 10 and 16 years of age. The boys were most likely living at home, and Eleanor could have been married and out of the house.

By the mid-1780s, David Stephens' son Maurice was living in a log house on the land he inherited to the east from Eleanor Evans. David Stephens' daughter Eleanor, married to Jacob Richardson, was living in a log house to the west of the Star Redoubt.¹³ The stone homestead was probably occupied by David's son, Abijah, and his first wife, as the 1779 Tax Records list the property under "Abijah & Co." The 1790 Census lists no females, one free white male above the age of 16 years, one free white male under 16 and one other free person. Abijah was married twice, first to Rachel Moore, by whom he had two sons, and second, in July 1797, to Rachel's cousin Elizabeth Moore.

According to secondary sources, David Stephens died in 1786.¹⁴ Subsequent court records reveal that David died intestate and the 477 acres he held in fee simple was divided

¹⁰ Will of Eleanor Evans, written January 23, 1761, probated July 16, 1761; Book M, Will 83, p. 149; Records Dept., Register of Wills, Philadelphia County, PA.

¹¹ Public Record, Book AA, vol. 1, pp. 42-44, Department of Community Affairs, Land Office, Harrisburg, Pennsylvania.

¹² National Heritage Corp., "Historical Research," p. 34.

¹³ *Ibid.*, p. 36.

¹⁴ *Ibid.* See also Ann F. Rhoads, Douglas Ryan, and Ella W. Aderman, "Draft Final Report: Land Use Study of Valley Forge National Historical Park," unpublished typescript (Philadelphia, PA: Morris Arboretum of the Univ. of Pennsylvania, 1989), p. 157.

equally into three 159 acre parcels among his children, Maurice, Abijah, and Eleanor.¹⁵ As stated above, it appears that son Abijah occupied the parcel including Varnum's Quarters. The house and property remained in the Stephens family for generations until acquired in 1918 by the Commonwealth of Pennsylvania, which transferred it in 1976 to the United States Department of the Interior for inclusion in Valley Forge National Historical Park.

Table 1. Chain of Title David Stephens Farm¹⁶

<u>DATE</u>	<u>GRANTOR</u>	<u>GRANTEE</u>	<u>CTY</u>	<u>BOOK-PAGE</u>	<u>ACREAGE</u>
10/9/1923	William M. Stephens	Comm. of PA	M	1199-13	72A
2/17/1896	William Stephens	Wm. M. Stephens	M	410-386	96A
10/22/1868	Jos. P. Walker	Wm. Stephens	M	163-190	168A
10/22/1868	Heirs of Wm. M. Stephens	Jos. Walker	M	163-195	168A
4/6/1835	Jos. Davis	Wm. M. Stephens	M	50-627*	166A
4/6/1835	Heirs of Abijah Stephens	Jos. Davis	M	50-630	166A
11/14/1824	Abijah Stephens, died	to wife Eliz. & 7 child	M	RW 5717* OC 16229	1/3 of 477A
ca.1786	David Stephens, died	Abijah Stephens	M	D 30/573	159A
1737	Morris Edwards, died	daug. Eliz. Stephens (wife of David) & wife, Elinor	P	Will 70*	

County--A=Allegheny
C=Chester
D=Delaware*
M=Montgomery
P=Philadelphia

Book/Page--RW=Register of Wills
OC=Orphans Court
D=Deeds

Acreage--A=Acre
P=Perch

* Copies of these documents submitted to Valley Forge National Historical Park Archives

Varnum's Quarters

Although evidence indicates that Brig. Gen. James Varnum was quartered at more than one Valley Forge location during the encampment period, at least two period maps corroborate the location of Varnum's Quarters on the David Stephens farm: the Pennypacker Map, and the Parker Spy Map. The Pennypacker Map shows the site as "General Varnum's Quarters," and the Parker Spy Map as "D. Stephens."¹⁷ In addition, on the Davis-Armstrong-Sparks Map, Varnum's brigade is shown on the 1760 Road (Port Kennedy Road) a little east of the Stephens farmhouse.¹⁸ This is one of the few instances at Valley Forge that an officer's quarters is specifically identified on contemporary maps.

¹⁵ Deed of Eleanor (Stephens) Richardson to William Davis, August 8, 1814, 25 acres. Deed Book 30, p. 573, Recorder of Deeds, Montgomery County Courthouse, Norristown, PA.

¹⁶ Ibid. See also Ryan and Aderman, "Draft Final Report: Land Use Study of Valley Forge NHP," p. 157.

¹⁷ Jacqueline Thibaut, "The Valley Forge Report," vol. 3, Valley Forge NHP, (1980), pp. 16, 81.

¹⁸ Ibid., p. 80.

It is reasonable to believe that the surviving Stephens house was indeed Varnum's Quarters. Although Philadelphia County deeds record no other structure on the David Stephens tract, there is the possibility of early houses existing on the Stephens tract, most likely other farm related structures occupied by other family members, slaves, or farm workers. Foundations of other early structures on the Stephens property raise the remote possibility of other headquarters sites, but most likely Varnum was quartered in the stone house of David Stephens for a portion of the encampment period, and quartered in one or more of the newly constructed huts the remaining time.

Varnum's occupancy of the Stephens farmhouse began soon after his arrival in Valley Forge on December 19, 1777, and ended by mid-April 1778, when he moved into a log hut nearby. While quartered in the farmhouse, he and probably six staff members shared the house with David Stephens and his family.

Biography of Brig. Gen. James Mitchell Varnum (1748-89)

James Mitchell Varnum was born December 17, 1748, in Dracutt, Massachusetts, one of twelve children and the eldest son of Maj. Samuel Varnum, and his second wife, Hannah Mitchell.¹⁹ Samuel Varnum, a farmer, was the town clerk for Dracutt.

Varnum entered Harvard College in 1764, but did not graduate. He returned to Dracutt in 1767. Possibly he was involved with the student unrest at Harvard that year and was expelled.²⁰ Upon returning to Dracutt he taught school until May 23, 1768, when he entered Rhode Island College (now Brown University), and graduated with honors in 1769, defending in his commencement address the thesis, interestingly enough, that America should not become independent but remain a colony.²¹ He was known as a natural mathematician with habits of "intense study and boisterous relaxation," skilled in gymnastics, and fluent in Latin. Varnum was further known for his powerful physique, powers of concentration, and oratorical ability.²² He enjoyed Shakespeare, Young, Pope, and Addison. After returning to teach at Dracutt, he entered the study of law in 1770 under the Honorable Oliver Arnold, Attorney General of Rhode Island.

Varnum married Martha (Patty) Child at the Baptist Church in Warren, Rhode Island, on February 2, 1770. Her father, Cromel Child, of Warren, Rhode Island, was a member of the Rhode Island General Assembly, and her sisters married men well-placed in Rhode Island society.²³

¹⁹ Dumas Malone, ed. *Dictionary of American Biography*, vol. 29 (New York: Charles Scribner's Sons, 1936), p. 227.

²⁰ John M. Varnum, *The Varnums of Dracutt*, (Boston: David Clapp & Son, 1907), p. 142.

²¹ Malone, *Dictionary of American Biography*, p. 22.

²² Varnum, *The Varnums of Dracutt*, p. 144.

²³ *Ibid.*, p. 143.

In 1771, Varnum was admitted to the Bar and settled in East Greenwich, Rhode Island, where he became a successful attorney and member of the Free Masons. He bought land in East Greenwich in 1773 where he started building a mansion. Construction was completed after the Revolution.

Varnum was an avid student of military tactics and the science of war. In October 1774, he was a charter member and commander of the "Kentish Guards," an East Greenwich infantry militia company that later sent 32 commissioned officers into the Continental Army. Private Nathanael Greene, later a major general in the Continental Army, developed a friendship with Varnum here. During 1774 a dispute arose between members when Greene attempted to become a lieutenant in the unit. Some members felt that Greene was unfit to be an officer because he walked with a slight limp. Varnum sided with Greene, but Greene withdrew his request and remained a private for the time being.

After news of the clash between British and American troops at Lexington in April, 1775, Varnum mobilized his "Kentish Guards" and marched them as far as Pawtucket. Learning of the British withdrawal to Boston he and the Guards returned home.

Varnum was commissioned colonel of the 1st Regiment of Rhode Island Infantry in the Brigade of Observation on May 8, 1775.²⁴ In 1776, this regiment was designated the 9th Continental Foot. In June 1775, Varnum led his troops to Roxbury where they were under the command of Brig. Gen. Nathanael Greene. During the next few years, Varnum was involved in a number of military engagements including: Boston (1776), Long Island (1776), and Harlem Heights (1776). In December 1776, Commander in Chief George Washington sent Varnum back to Rhode Island to help with recruitment, and, while there, the Rhode Island General Assembly appointed him brigadier general of state militia and of the Rhode Island State Brigade in the Continental Establishment on December 12, 1776. The First Continental Congress voted Varnum brigadier general of the Continental Army on February 21, 1777, while Varnum was in Rhode Island.²⁵

Varnum rejoined his regiment June 1, 1777, at Peekskill, New York. While there he wrote to Rhode Island Governor Nicholas Cooke seeking clothing and other necessities for his troops, saying

the naked situation of the troops when observed parading for duty is sufficient to extort the tears of compassion from every human being....There are not two in five who have a shoe, stocking or so much as breeches to render them decent.²⁶

Commander in Chief Washington issued a series of orders October 6-9, 1777, that indicate Varnum was not yet with the main army, but approaching. Some of Varnum's men went to Red Bank while others remained with him. On October 9, Washington wrote tersely

²⁴ Ibid., p. 149.

²⁵ Francis B. Heitman, *Historical Register of Officers of the Continental Army During the War of the Revolution*, (Washington, D.C.: Rare Book Shop Pub. Co., 1914), p. 559.

²⁶ *Magazine of American History*, 18 (July/Dec 1887), pp. 187-88.

from Towamencin, Pennsylvania, ordering Varnum and Huntington to join him at once; "...so I thought I expressed my self. You are to do it."²⁷

Official correspondence indicates that Varnum was with the Grand Army at Towamencin by October 11.²⁸

Following the British capture of Philadelphia, General Washington moved to reinforce Forts Mifflin and Mercer on the lower Delaware River. On October 28, Washington ordered Varnum to move his troops to Woodbury, New Jersey, "to aid and give greater security to the Garrison at Red-Bank and Fort Mifflin...."²⁹

Chaplain Ebenezer David of Varnum's Brigade recorded in a letter dated November 5, 1777, "the two Rhode Island Regts with two others from Connecticut marched from Pecks-kills Sept. 29 under command of Gen. Varnum...18th (October) reached Red Bank (N.J.)."³⁰

Despite heroic efforts to repulse the British attacks on the forts, the American forces were overwhelmed by British firepower. From his position on the New Jersey side, Varnum was in command November 15 during the bombardment of Fort Mifflin on Mud Island and reported to General Washington,

we have lost a great many men today; a great many officers are killed and wounded. My fine company of artillery is almost destroyed. We shall be obliged to evacuate the fort this night.³¹

Fort Mifflin was evacuated on November 15, when, in the words of Greenman, "it was almost impossible to move without being killed."³²

In a letter to the President of Congress Henry Laurens, dated November 17, 1778, General Washington wrote,

I am sorry to inform you, that Fort Mifflin was evacuated the night before last, after a defense which does credit to the American Arms, and will ever reflect the highest honor upon the Officers and Men of the Garrison.³³

²⁷ George Washington, *The Writings of George Washington*, vol. 9, John C. Fitzpatrick, ed., (Washington, D.C.: U.S. Government Printing Office, 1933) p. 344.

²⁸ *Ibid.*, p. 353.

²⁹ *Ibid.*, p. 455.

³⁰ Jeannette D. Black and William Greene Roelker, eds., *A Rhode Island Chaplain in the Revolution: Letters of Ebenezer David to Nicholas Brown, 1775-1778*, (Port Washington, NY/London: Kennikat Press). See letter dated Nov. 5, 1777, p. 52.

³¹ Varnum, *The Varnums of Dracutt*, p. 154.

³² Robert C. Bray and Paul E. Bushnell, eds., *Diary of a Common Soldier in the American Revolution, 1775-1783: An Annotated Edition of the Military Journal of Jeremiah Greenman*, (Dekalb, IL: Northern Illinois Univ. Press, 1978) p. 85.

³³ Washington, *The Writings of George Washington*, vol. 10, p. 73.

On November 20, Fort Mercer (Red Bank) was evacuated by the American forces as a large British force under Lord Cornwallis approached. Varnum, in overall command of the defenses, was probably on the New Jersey side of the river for most of this time.

The defense of the lower Delaware River forts was an especially grueling episode, a tribute to the endurance of the men involved. In the words of Chaplain David, "It is the opinion of Gen. Green who was a Spectator from the Pensilvania [sic] shore that there never was a more noble defense in America in this or former wars."³⁴

Varnum's unit retreated through New Jersey and rejoined the Grand Army at White Marsh December 1, 1777.³⁵ Thereafter, the army moved to Valley Forge, Pennsylvania, on December 19, to set up winter quarters.

Varnum took up quarters on the David Stephens farm during the winter encampment of 1777-78, and during this time corresponded with his home state and Congress in an attempt to obtain provisions for his troops.

Varnum left the Valley Forge encampment in June and returned to Rhode Island for special duty. He rejoined his brigade in Providence on August 3, 1778. He was in command of his troops at the siege of Newport and in the Battle of Rhode Island. In January 1779, Varnum was in temporary command of the entire Department of Rhode Island during the absence of Maj. Gen. John Sullivan.

Varnum resigned from the army March 5, 1779, to attend to private affairs, and returned to private law practice in East Greenwich, Rhode Island. On May 5, 1779, he was appointed major general of the Rhode Island militia, an appointment he held by decree until May 7, 1788. He was appointed by the Rhode Island General Assembly on October 26, 1779, as advocate in the state Court of Admiralty, and was a delegate to the Continental Congress in 1780, 1782, and 1786. In 1781, Thomas Rodney wrote of Varnum, "General Varnum of Rhode Island is a man about thirty, of florid habit, he has read some little in books, is fond of Speaking and Spouting out every thing that his reading has furnished him with whether apt or not to the purpose. His temper and Councils are very precip[it]ate and but little calculated to be useful to such an Assembly, he is very desirous of enlarging [sic] its powers."³⁶ William Samuel Johnson of Connecticut was with Varnum in Congress, and, referring to him, said "he was a man of uncommon talents and the most brilliant eloquence."³⁷

³⁴ *Letters of Ebenezer David to Nicholas Brown*, Nov. 23, 1777, p. 68.

³⁵ *Washington*, vol. 10, p. 127.

³⁶ *Letters of Members of the Continental Congress*, vol. 6, (1781-82), p. 19.

³⁷ "General James M. Varnum," *Magazine of American History*, Sept. 1887, vol. 18, no. 3, p. 190.

On December 17, 1783, Varnum was elected the first Vice President of the Rhode Island Society of the Cincinnati, with Maj. Gen. Nathanael Greene, President. Varnum succeeded as President upon the death of Greene. In 1787, Varnum was selected one of the directors of the "Ohio Company of Associates" along with Gen. Samuel Parsons, Gen. Rufus Putnam, and Gen. Arthur St. Clair, Governor, for the opening of the Ohio area. Varnum accepted an appointment as United States judge for the territory at a time when his health was failing. He traveled on horseback to Marietta, Ohio, arriving on June 5, 1787, and subsequently assisted in framing a code of territorial laws, his last official act. He died at Campus Martius, Marietta, Ohio, on January 10, 1789, of tuberculosis at the age of 41.³⁸ His wife remained in the east and survived him forty-eight years. They had no children.

Brig. Gen. James Varnum at Valley Forge

George Washington selected Valley Forge as the winter encampment site for the Continental Army following the 1777 campaigns in Delaware and Pennsylvania. Fully eighteen miles from British-occupied Philadelphia, Valley Forge was far enough away to prevent a British surprise attack and yet close enough to prevent widespread British foraging in the countryside.³⁹

Upon arrival at Valley Forge on December 19, 1777, Varnum and his troops erected huts and took up winter quarters. As Commander in Chief, Washington issued general orders of December 18, 1777, outlining the manner of standard hut construction. Each hut was to measure 14 by 16 feet and be constructed of logs with clay chinking.⁴⁰ The orders were sometimes not rigidly complied with, resulting in a variety of structures and living conditions.

Varnum's Rhode Island Brigade was stationed on a hill overlooking the Schuylkill River, probably to protect Sullivan's Bridge against a British attack. A star redoubt was constructed nearby, and General Varnum took up quarters on the nearby David Stephens farm, almost a mile away from General Washington's headquarters. Varnum's Quarters in the David Stephens home became a convenient meeting place for various war councils.

Letters of James Mitchell Varnum from this period are few, and none refer to his living accommodations. Varnum served as Brigadier General of the Day to the main army at Valley Forge on December 22 and 23; January 5 and 14; February 1, 11, 17 or 18, and 25; March 4, 11, 18, 23, and 29; April 5, 11, 17, 23, 26, and 29; May 17, 22, 27, and 28; and June 4. This assignment rotated daily among the various brigadier generals at Valley Forge.

³⁸ Heitman, p. 559.

³⁹ Washington, vol. 10, p. 168.

⁴⁰ Ibid., pp. 170-71.

Varnum was troubled from the beginning with the choice of Valley Forge for a winter encampment.⁴¹ A number of letters written by Varnum during the winter encampment at Valley Forge illustrate the hardships the army endured through these troubled times.

On December 22, 1777, Varnum wrote to Washington:

According to the saying of Solomon, hunger will break thro' a Stone Wall. It is therefore a very pleasing Circumstance to the Division under my Command, that there is a probability of their marching. Three days successively we have been destitute of Bread. Two Days we have been intirely [sic] without Meat. It is not to be had from the Commissaries. Whenever we procure Beef, it is of such a vile Quality, as to render it poor Succerdernium for Food. The Men must be supplied, or they cannot be commanded....The Complaints are too urgent to pass unnoticed. It is with Pain, that I mention this Distress. I know it will make your Excellency unhappy; But, if you expect the exertions of virtuous Principles, while your Troops are deprived of the essential Necessaries of Life, your final Disappointment will be great, in Proportion to the Patience, which now astonishes every Man of human Feeling.⁴²

Washington forwarded these sentiments to the President of Congress that same day, adding, "unless more Vigorous exertions and better regulations take place in that line, and immediately, this Army must dissolve."⁴³

Judging from the extant papers and correspondence, General Varnum was one of the most outspoken general officers of the army describing the horrors of the winter encampment to General Washington, the State of Rhode Island, and the Congress. His frankness in demanding relief resulted in ruffling a few feathers, including those of Gouverneur Morris, a member of Congress from New York, who wrote to General Washington on May 23, 1778, that Varnum's "temper and manners are by no means calculated to teach Patience, Discipline and Subordination."⁴⁴

Maintaining a sufficient number of troops was a constant problem for the struggling Continental Army. On January 2, 1778, General Varnum suggested combining the two Rhode Island regiments into one and sending the supernumerary officers to Rhode Island to obtain recruits. "It is imagined that a Batalion of Negroes can be easily raised there. Should that Measure be adopted, or recruits obtained on any other Principle, the Service will be advanced."⁴⁵ Although Washington advanced Varnum's proposal to Rhode Island Governor Nicholas Cooke without comment, the Rhode Island legislature soon passed an act authorizing the enlistment of Indians and Negroes, every slave enlisting to receive his freedom and his owner to be paid an amount not exceeding £125 by the state. One

⁴¹ Wayne K. Bodle and Jacqueline Thibaut, "Valley Forge Historical Research Report," vol. 2, (1980), Valley Forge NHP, p. 163.

⁴² Washington, p. 184.

⁴³ Ibid., p. 183.

⁴⁴ Varnum, *The Varnums of Dracutt*, p. 158.

⁴⁵ Washington, *The Writings of George Washington*, p. 400.

battalion was raised and served with honor at the Battle of Rhode Island.⁴⁶

On the evening of January 17, 1778, the brigadier generals and acting brigade commanders met at Varnum's quarters to consider how to exchange raw hides, which they were accumulating from the slaughter of cattle, for shoes which the troops needed. General orders for Saturday, January 17, 1778, stated:

The Brigadiers and Officers commanding brigades are to meet this evening at General Varnum's Quarters to consult and agree upon proper and speedy measures to exchange rawhides for shoes; They will as soon as possible critically review and examine into the state and condition of the Arms in their respective Brigades; get those out of repair put in order as soon as possible and consult upon the most speedy method of procuring a sufficient number of proper sized bayonets to supply the deficiency thereof: The General desires that they will likewise agree upon the most proper and speedy measure to have all the Officers in their Brigades furnish'd with half Pikes agreeable to the General Order of the 22nd of December last.⁴⁷

Varnum raised a controversial issue when he advocated the detachment of one of the Rhode Island regiments back to the home state for defense of the state, and drew in fellow Rhode Islander Nathanael Greene for support. In a letter to Rhode Island Governor Cooke, Varnum drew an analogy between Rhode Island and ancient Rome, stating that Roman soldiers, concluding that their home cities would not be the beneficiaries of their sacrifices, "became turbulent, mutinous, and finally disbanded themselves."⁴⁸ Realizing he was walking a tightrope with General Washington by speaking out on such matters, Varnum took care to declare his unquestioned loyalty to the commander in chief. In a letter dated February 1, 1778, to close friend General Greene, he spoke of Washington:

I know the great General in this as in all his other Measures, acts from a Goodness of Soul and with a View only to the public Weal....You have often heard me say, and, I assure you I feel happy in the truth of it, that next to God Almighty and my Country, I revere General Washington: and nothing fills me with so much Indignation as the vilainy [sic] of some who dare speak disrespectfully of him!⁴⁹

Early in February 1778, Varnum wrote Brig. Gen. Alexander McDougall, reporting that his division was performing one-third of the duty in camp, and that his men were among the best clothed in the encampment. However, portions of Varnum's Rhode Island troops were reportedly too ragged to parade for duty. A shipment of clothing was reportedly en route from Rhode Island.⁵⁰

⁴⁶ Varnum, *The Varnums of Dracutt*, p. 157.

⁴⁷ George Weedon, *Valley Forge Orderly Book of General George Weedon*, 1902, reprint, (New York: Arno Press, 1971), p. 194.

⁴⁸ Bodle and Thibaut, "Valley Forge Historical Research Report," vol. 1, p. 262.

⁴⁹ Nathanael Greene, *The Papers of General Nathanael Greene*, Richard K. Showman, ed., (Chapel Hill, NC: Univ. of North Carolina Press, 1980), vol. 2, p. 272.

⁵⁰ Bodle and Thibaut, "Valley Forge Historical Research Report," vol. 1, p. 309.

Varnum wrote to Governor Cooke of Rhode Island on February 6, 1778, regarding his situation:

There is Nothing here new or important. The enemy are quiet and so are we. The situation of Rhode Island must be distressing. It engrosses a great part of my Feelings, so it does my Attention in Applications for Relief. I have wrote very fully upon the subject, requesting that the two Battalions may be sent home. My letter is now before his Excellency; whither it will have the desired Effect, I cannot say; But it is seconded by General Greene who is sincerely affected at your Situation. In my next, you shall know the Event, and receive a Copy of my letter.⁵¹

A meeting of the general officers was held at 10 o'clock the morning of February 9, 1778, at General Varnum's quarters, to consider altering rations for the troops.⁵² A meeting of this scope involved the presence of perhaps 16-18 or more officers, including one from each of the 16 brigades, and one or more representing each of the division commanders. The number in attendance could easily have exceeded 20 if more than one representative came for each of the generals. The actual number in attendance is not known.

Varnum wrote a letter to General Greene on February 12, 1778, describing the conditions of the winter encampment:

The Situation of the Camp is such that in all human probability the Army must soon dissolve. Many of the Troops are destitute of Meat, and are several Days in Arrear. The Horses are dying for want of Forage. The Country in the Vicinity of the Camp is exhausted. There cannot be a moral Certainty of bettering our Circumstances, while we continue here. What Consequences have we rationally to expect? Our Desertions are astonishingly great; the Love of Freedom, which once animated the Breasts of those born in the Country, is controlling by Hunger, the keenest of Necessities. If we consider the Relation in which we stand to the Troops, we cannot reconcile their Sufferings to the Sentiments of honest men. No political Consideration can justify the measure. There is no local Object of so much moment, as to conceal the Obligations which bind us to them. Should a blind Attachment to a preconcerted plan fatally disaffect, and in the End force the army to Mutiny, then will the same country, which now applauds our Hermitage, curse our Insensibility.

I have from the Beginning view'd this situation with Horror! It is unparallelled [sic] in the History of Mankind to establish Winter Quarters in a Country wasted, and without a single Magazine. We now only feel some of the Effects, which Reason from the beginning taught us to expect as inevitable. My Freedom upon this occasion may be offensive; I should be unhappy, but Duty obliges me to speak without Reserve. My own Conscience will approve the Deed, when some may perhaps look back with Regret, to the Time, when the Evil in Extreme might have been prevented. There is no Alternative, but immediately to remove the Army to places where they can be supplied, unless effectual Remedies can be applied upon the Spot, which I believe every Gentleman of the Army thinks impracticable.⁵³

⁵¹ Official letter to Gov. Cooke, Rhode Island State Archives, Letters collection, vol. 12, p. 11.

⁵² Weedon, *Valley Forge Orderly Book of General George Weedon*, pp. 224-25.

⁵³ Washington, *The Writings of George Washington*, vol. 10, pp. 470-71.

Varnum suggested moving the army out of Valley Forge; however, Washington felt the army immobilized by shortages of horses and supplies.⁵⁴

The Congressional Committee at Camp recommended the movement of Brigadier General Varnum for the command of the Continental Force in the state of Rhode Island on February 14, 1778. A letter from "Moor Hall" to Congress stated,

There is a want of General Officers in the Continental Line at Rhode Island it might not be improper immediately to send one thither. We do ourselves the Honor to recommend to this Post a Gentleman from that State; Brigadier General Varnum, whose Character and Abilities are so well known to Congress that we shall not presume to dilate upon that Subject.⁵⁵

Prior to the arrival of Baron Friedrich von Steuben in March 1778, General Washington recognized the great need to improve the army's field drill technique, but failed to initiate changes in the drill until approval by Congress. Varnum, on his own, drilled his division with an interim program until von Steuben arrived.⁵⁶

In a letter to [Mrs?] William Greene, Varnum wrote from camp at Valley Forge March 7, 1778:

Here, there is no Distinction of Season. The weather frequently changes five times in Twenty four Hours. The Coldest I have perceived has been in this Month. Snow falls, but falls only to produce Mire or Dirt. It is cold: it braces one only to produce a greater Relaxation by the...Heat. It is Hot, but hot only to give the Headache. Sometimes the Weather is moderate, but that Season gives Time only to reflect upon gentle Breases [sic] and cooling Zepthers, that the immediate Extrems may excite greater Pain....But for the virtuous few of the Army, I am persuaded that this Country must long before this have been destroyed. It is saved for our sakes; and its Salvation ought to cause Repentance in us for all our Sins, if Evil and Misery are the Consequences of Iniquity. For my own part, I believe they are; And expect by this Pennance, to emerge into the World, after leaving this Place, with all Accounts fully balanced. I shall then take Care how I sin again, ever having a Retrospect to its Consequence. Nothing ever so fully taught me the Truth of the common Proverb "that Experience is the best School-mistress" as my observations in Course of the Winter; And unless I should be callous to every impression, I must, in the End, be the gainer by the Bargain....⁵⁷

On the same day, Varnum wrote to his friend Col. Nathan Miller,

my fear is that of dying in a heathenish Land, depriv'd of a Christian Burial. Should that befall me, how can my Body be found by those who are conversant only in holy places and with good Beings? You are well acquainted that a man must die when his time comes; and

⁵⁴ Bodle and Thibaut, "Valley Forge Historical Research Report," vol. 2, p. 164.

⁵⁵ National Archives, Record Group 93, M247, Roll 94, p. 163.

⁵⁶ *Ibid.*, pp. 168-69.

⁵⁷ *Ibid.*, p. 314.

should mine approach while confined in Pennsylvania, how can my soul find its way thro' this Tory Labyrinth, to a pure Ether, congenial to its own Nature?⁵⁸

In a letter to Lord Stirling dated March 24, 1778, Varnum wrote regarding local trading practices between the troops and civilians:

...I shall have waited upon your Lordship personally, but am too unwell to be out...Great Mischiefs are committed respecting the bridge Market. By Genl. Orders, the market to be held this side of the Bridge; but that order is effectually frustrated by the Officers and Soldiers being allowed to pass out of Camp to purchase. They go over the Bridge, meet the Market People at a Distance, and give Prices for their Articles above the Rates agreed upon, by this Practice, the Market is intirely forestalled, and Nothing can be purchased; For the Country People will not come into Camp, when they can sell at higher Prices out of it.

On March 28, 1778, a meeting of the brigadier generals and other officers commanding brigades convened at General Varnum's quarters to discuss assignments for the interior line of defense.⁵⁹

Varnum requested a leave of absence from his official duties for personal reasons. In a letter to Washington dated April 8, 1778, he stated, "upon reviewing my Expenses for the Winter past I find myself greatly in Arrears to my private Fortune. This is not the result of extravagance in eating, drinking, or Cloathing." Varnum went on to explain he needed to mortgage "a Real Estate" in Rhode Island for credit and supplies and that his father-in-law "supports my Family solely." He wanted to see his wife, explaining, "I have too much Youth on my Side," and suggested to Washington that General Parsons be called in to take his place, "for I am certain he is of no Service where he is."⁶⁰

Varnum requested a leave of absence from General Washington, but was denied in a response from Headquarters dated April 9, 1778:

Sir; However contrary to my wish and inclination it is to refuse the requests of my officers, there are cases in which duty requires a sacrifice of my feelings, it is upon this principle that I find myself under the disagreeable necessity of disapproving the application which you have made for leave of absence, for I cannot think myself warranted in suffering the army to be deprived of its best bulwark, good officers, at a time when we cannot from one moment to another, assure ourselves of inactivity on the part of the enemy. General [Jedediah] Huntington's leave of absence was partly obtained because your stay was regarded as certain. If you were to go at this time, your division would be without a single general officer, when our circumstances rather demand the presence of them all. For these reasons I hope you will renounce all thoughts of quitting camp, and endeavor to conciliate your happiness with the public interest and the good of the service.⁶¹

⁵⁸ Ibid., p. 353.

⁵⁹ Weedon, *Valley Forge Orderly Book of General George Weedon*, p. 272.

⁶⁰ Personal letter, Washington Papers Collection, Morristown NHP repository. Copy Valley Forge NHP Archives.

⁶¹ Washington, *The Writings of George Washington*, vol. 11, pp. 229-30.

General Washington was troubled that too many officers were on extended leave during the winter encampment. During a period in February 1778, there were only three major generals in camp, several brigades were without brigadiers, and some regiments had no officer present above the rank of captain.⁶²

Varnum commented on the controversial promotion of Thomas Conway to Major General over the heads of more senior brigadiers. In a letter to Major General McDougall on April 10, 1778, Varnum wrote:

Your kind Favor respecting Conway's Promotion &c. I some time since received; For which be pleased to accept my sincerest Thanks. — I am not able to say what Resolution will be finally taken by the Brigadiers upon that Head; but I am certain they will never be commanded by him. So great a Proportion of them have been absent during the Winter, & still are that it has been thought improper to act decisively in the matter. We hear he is appointed to join you Command; I hope it is not true, as I am confident it will give you pain to form a Ballance between an Order of Congress & the Absurdity of it.

Nothing hath transpired from Congress respecting the Arrangement of the Army. This Delay occasions much Uneasiness and great Inconveniences; And should the Enemy take advantage of our confused Situation, it would give a degree of Trouble which need not otherwise happen. — they do not seem to be in a Posture of moving; but every thing upon that Head is uncertain.⁶³

Major Samuel Ward stayed with Varnum for a period. Ward had been on furlough to Rhode Island and had gotten married. In two letters to his wife he refers to General Varnum.

At length I have reached Camp....Genl Varnum has given me an (sic) to Dine with him....I have been and Dined Elegantly with Gen Varnum - tis his ___?___ to endeavor to get both our Regiments forward...⁶⁴

I'm at present agreeably situated Genl. Varnum politely invited me to make his Quarter my home, I have accepted the offer, as I am here only abroad, I pay very little attention to duty-but devote myself wholly to walking & riding and thinking and eating and Sleeping.⁶⁵

On Monday, April 20, 1778, General Washington sent a letter to each of the general officers at Valley Forge asking their opinion regarding the next move of the army: (1) to attack Philadelphia, (2) attack New York, or (3) stay in Valley Forge and react to the next British move. Varnum voted for a move against the British in New York.⁶⁶

⁶² John B. Trussell, Jr., *Birthplace of an Army: A Study of Valley Forge*, (Harrisburg, Pennsylvania: Historical and Museum Commission, 1976), p. 89.

⁶³ Alexander McDougall Papers, New York Historical Society. Copy Valley Forge NHP Archives.

⁶⁴ Maj. Samuel Ward to Wife, Rhode Island Historical Society, April 19, 1778, Ward Papers, photocopy Valley Forge NHP Archives.

⁶⁵ *Ibid.*, April ?, 1778.

⁶⁶ John J. Stoudt, *Ordeal at Valley Forge*, (Philadelphia: University of Pennsylvania Press, 1963), p. 240.

It appears that by mid-April General Varnum was no longer quartered in the David Stephens home. A reference in Brig. Gen. George Weedon's Orderly Book of April 19, 1778, records the movement of General Varnum out of the David Stephens' home by stating: "The orderly Office will be opened at General Varnum's old Quarters, between his, and General Huntington's Brigades."⁶⁷ The Stephens house was between the Huntington and Varnum encampments. A reference in the May 11, 1778, General Orders stated: "A Court of Enquiry to sit tomorrow morning nine o'Clock at General Varnum's Hut to take into Consideration a Complaint exhibited by Colo. Greene against Colo. Steward. Brigadier General Varnum is appointed President. Colonels Grayson and Biggelow, Lieutenant Colonels Wiessenfels and Brearly and Major Ward will attend as Members."⁶⁸ Use of the term "hut" suggests that Varnum had moved into one of the log huts constructed by the army.

The evidence, however, is not conclusive or solid. A second orderly book states: "A Court of Enquiry to sit to Morrow Morning 9 oClock at Genl. Varnum's Hall..."⁶⁹ A third orderly book reference uses the term "Hutt."⁷⁰

On May, 7, 1778, Varnum was ordered by Washington to administer the Oath of Allegiance to officers in his and General Huntington's Brigades.⁷¹

In June 1778, Varnum returned to Rhode Island to prepare for the Newport Campaign which occurred the following August.

Varnum's Brigade stayed with the main army until it left Valley Forge. On June 17, 1778, orders were given for his brigade to march in Gen. Charles Lee's division and cross the Delaware River at Coryell's Ferry.⁷² Lee's Division was ordered to march at once on June 18, 1778.⁷³ Under Lee's command, Varnum's Brigade fought at the Battle of Monmouth.

Varnum was apparently back with the Grand Army by at least July 21, 1778. On that date Washington issued orders to him to march to Providence, Rhode Island.⁷⁴

⁶⁷ Weedon, *Valley Forge Orderly Book of General George Weedon*, p. 294.

⁶⁸ Washington, *The Writings of George Washington*, vol. 11, p. 375.

⁶⁹ National Archives, RG 93, M853, Roll 4, p. 28.

⁷⁰ *Ibid.*, p. 94.

⁷¹ Washington, *The Writings of George Washington*, vol. 11, p. 361.

⁷² *Ibid.*, vol. 12, p. 74.

⁷³ *Ibid.*, p. 91.

⁷⁴ *Ibid.*, pp. 195-96.

On March 5, 1779, Varnum was granted an honorable discharge from the Continental Army to attend to "private affairs and to the support and maintenance of his family."

Daily Military Activity at Varnum's Quarters

Although the evidence is scanty regarding the group of military men that occupied the David Stephens residence during the winter encampment period, certain assumptions can be made concerning the numbers of men, their ranks, functions, and daily activities.

As a brigadier general, Varnum had an immediate staff that included one brigade adjutant (a major), one quartermaster officer, and one commissary officer. The brigade adjutant was the staff officer responsible for the unit's administrative paperwork and for supervising daily details, such as guards and work parties. In addition, he was responsible for training troops. The quartermaster was responsible for equipping and clothing troops. The commissary officer was responsible for feeding, moving, and housing troops.

In addition, Varnum was entitled to a personal staff of up to three aides-de-camp, officers appointed to attend a general officer, probably lieutenants or captains in rank. Aides-de-camp received and carried orders as required, and during battle were the personal messengers of orders from the brigadier. They often toured the camps, acting as the brigadier's eyes and ears, and even represented the brigadier at meetings. By no means personal servants, the aides-de-camp were usually bright and energetic young men from socially elevated families, and as such were placed in positions of high responsibility.⁷⁵

Generals often had a small body guard, however, there are no references regarding Varnum at Valley Forge.

Post-Revolutionary History of the House

The house is an example of the Hall and Parlor single pile medieval plan brought from Europe and seen in structures built in the Delaware Valley 1705-50. About two dozen similar structures exist within a 25-mile radius. Some of the early characteristics include a steep roof pitch, three bay construction with the door occupying the center bay, a pent roof, and stone arches above the windows.

In its original form, and as presently restored, the building measures about 22 feet by 35 feet. The 1798 Direct Tax records that the building measured 20 feet by 26 feet. Perhaps this discrepancy is simply a measurement error.

Sometime around 1800 the building was altered and added to. It was likely enlarged to the east prior to 1800, and a third story added ca. 1830.⁷⁶

⁷⁵ Interview with William L. Brown III, May 15, 1990, Harpers Ferry Center, Harpers Ferry, West Virginia.

⁷⁶ National Heritage Corp., "Historical Research," p. 38.

The building underwent numerous remodelings and restorations. Over the years window and door openings were altered and moved from their original locations, and much original architectural evidence lost. Later restorations were forced to rely on incomplete evidence to make judgments regarding the original configurations of doors, windows, stairways, and trim.⁷⁷

The state of Pennsylvania acquired the building in 1918. The state lacked funds to restore the building and, therefore, entered into an agreement with the Daughters of the American Revolution to restore the building and install a caretaker "without any expense to the Commonwealth."⁷⁸ The first restoration of the building occurred in 1921. The east addition and the 19th century barn were removed and the retaining wall enlarged. The third story of the original house, a non-original feature, remained intact.

The second restoration of the building took place in 1933-34 by the Valley Forge Park Commission. Work included removing the third floor and the north porch, installing pent roofs across both the north and south facades, removing stucco, relocating dividing partitions, and altering windows. The winding staircase in the kitchen was replaced and a staircase on the opposite side of the center wall was reconstructed based on surviving evidence. The placement of the staircase in the middle of the building is somewhat unorthodox, however, a similar example was found in the neighborhood.⁷⁹

The 1975-76 restoration by the state of Pennsylvania and the National Heritage Corporation set out to "return the house to the period of the encampment." Work performed included replacing floorboards, altering window openings, constructing new fireplaces, reconstructing both stairways, and replacing all doors, trim, wood partitions, and cabinet work. In addition, the heating system was updated and electrical and plumbing systems were installed.⁸⁰

EVIDENCE OF ROOM USE AND ORIGINAL FURNISHINGS

It is unclear which members of the Stephens family shared the David Stephens house with General Varnum between December 1777 and April 1778. Since he was a farmer and the owner of the property, it is likely that David Stephens stayed there, especially as he was criticized by local Quakers for "aiding the military cause" by providing shelter for officers of the army. There are no records to confirm the presence of his wife Elizabeth, whom he was accused of not supporting in 1758, but in the absence of evidence of a divorce, it is assumed that she was still living with her husband. Of their three children, the oldest, daughter Eleanor, may already have married and moved away. The older son, Morris or

⁷⁷ John B. Dodd and Cherry Dodd, *Historic Structures Report, Varnum's Quarters: Part 4, Architectural Data*, (1981), Valley Forge NHP, pp. 8-14.

⁷⁸ "Valley Forge Park Commission Report" (1919), Valley Forge NHP, p. 9.

⁷⁹ Dodd and Dodd, pp. 9-13.

⁸⁰ *Ibid.*

Maurice, was probably in his twenties and may have been living on the adjoining farm (now known as Huntington's Headquarters) which he had inherited from his grandmother in 1761 while still a minor.⁸¹ The younger son, Abijah, would have been between ten and sixteen in 1777 and is likely to have been still at home, helping on his father's farm. The Abijah Stephens & Co. on the tax lists in 1769 and several succeeding years was probably David's brother.

No inventory has been found for David Stephens, who died intestate in 1786. Inventories of other Stephens family members are, therefore, useful indicators for furnishings in the David Stephens household. No letters, diaries or other pertinent documents have been found.

The inventories of seven Stephens family members were studied to create a composite inventory for the David Stephens household. Members of David Stephens' extended family and their probate records, are:

Morris Edwards:	Father-in-law, 1746 Will
Stephen Evans:	Father, 1754 Inventory
Eleanor Evans:	Mother-in-law, 1761 Inventory
David Stephens:	Uncle, 1780 Inventory
Mary Stephens:	Mother, 1784 Inventory, Will
Abijah Stephens:	Brother, 1802 Inventory
Abijah Stephens:	Son, 1825 Inventory

Varnum Archeology

The archeological recovery from the David Stephens farmstead gives us some of the best evidence of original furnishings. The artifacts uncovered at the Varnum site during the archeological investigations of 1972 and 1973 by Vance Packard reveal that a variety of locally made redwares and imported English and European wares were used there during the 18th century.

Among the archeological finds at the Varnum site, ceramics are the best indicators of the inhabitants' socioeconomic status and are the largest group of artifacts found during the 1972-73 excavations.

The earliest form of ceramics discovered at the site are tin-glazed delftware. Delftware were imported to America from England, and found at the Varnum site were fragments of plates, cups, bowls, and ladles dating to the period 1700-50. By 1760, delftware were

⁸¹ While Morris was a minor his mother was to receive the rents from this property. Morris was not listed as a property owner on the Upper Merion Tax Lists until 1780. In 1783, he was recorded as the owner of a 150 acre farm, 1 house, no cattle, 2 sheep, and 1 black man, who had been left to him by his grandmother, Eleanor Evans. William H. Egle, (Pennsylvania Archives), 3rd series, vol. XVI (Harrisburg: Wm. S. Ray, State Printer, 1897), p. 706.

being replaced in use by white salt-glazed wares, and later, creamwares and pearlwares.⁸²

White-glazed stonewares found at the Varnum site were more numerous than the delftware. Exported from England in great quantities during the period 1740-70, undecorated white stonewares discovered at the quarters site include teawares, a plate in scroll and diaper pattern, a plate in barley pattern, and two or three mugs. In addition, teawares were found at the site in the same white glaze with scratch blue decoration. This was achieved by scratching a design on the clay surface and filling the scored lines with a metallic oxide. Parts of a teapot and probably six tea bowls were found. Such examples date from the period 1765-80.⁸³

Stonewares decorated in polychrome were also in evidence. One tea bowl and saucer was found decorated in red, gray, green, and blue. Enamel decorated white-glazed stonewares were in common use in America by the late 1760s.

Because relatively few examples of ceramic tablewares were found representing the delft and salt-glazed stoneware eras, it is likely that other forms were used by the household, such as woodenwares and pewterwares.

Rhenish salt-glazed stoneware is another type of ceramic ware represented at the Varnum site. Imported from the Westerwald district of the Rhineland since the early 1700s, this group included a chamber pot, three tankards, and a form most likely a jug. These wares characteristically are somewhat heavy with incised decoration and cobalt coloring.

Creamwares replaced stonewares in popularity during the third quarter of the 18th century. The new creamwares had a buff body with a slightly yellowish glaze. A large number of creamware shards representing plates, cups, saucers, and teapots were uncovered. Plates in the Royal pattern were found in addition to two coffee pots, a pitcher, and tea wares. Decorated polychrome shards were discovered that were part of a tea service.

Tortoiseshell or clouded wares were also found at the Varnum site, but in limited numbers. Dating from the 1750-70 period, these wares with mottled appearance in brown, green, and ochre had the same body as creamwares but different decoration. At the Varnum site they were represented by a teapot and punch bowl. Judging from the relative numbers of shards found, the tortoiseshell wares were not as popular as creamwares.

The increase in the number of plates between salt-glazed stoneware and creamware marked a departure in the Stephens household. It appears that the simple wooden and pewter wares most likely used previously were replaced with more fashionable ceramic creamwares.

One possible explanation for the creamware "explosion" at the Varnum site as evidenced in

⁸² L.T. Hoffmann, "Comments on the Eighteenth Century Ceramics Found at Varnum's Headquarters," undated typescript, Valley Forge NHP, p. 3.

⁸³ Ibid.

the surviving shards is the presence of General Varnum and his military entourage, including two or three aides-de-camp and three staff officers, brigade adjutant, quartermaster, and commissary officers. The impact of these officers on the site may well explain the increased number of broken and damaged creamware plate shards found during the archeological digs. It is documented that General Washington purchased and used creamwares during the Revolutionary War. Thus it is not unlikely that some of the brigadier generals would use the same type of tableware.

Also found at the Varnum site were green-glazed wares in limited numbers. This type of ware was popular in Great Britain in the 1750s and exported to America in the 1760s after becoming unpopular in England. Found were two pieces, a roulette decorated teapot and an undecorated tea caddy.

Common earthenwares, probably of local production, were found in abundance at the site. Produced both in England and America in the 18th century, it is difficult to determine the country of origin. Patterns of decoration, shapes, and even decorating techniques changed little during this period causing further difficulty in trying to date these wares.

Montgomery and Chester counties were two of the earliest areas producing red earthenwares in America. Many forms produced in the 18th century continued to be popular into the late 19th century. Their primary use was food preparation, serving, and storage. Forms included large bowls, jugs, milk pans, cups, and plates.⁸⁴

Room Use and Military Equipment Within the Stephens' House

The recommendations for furnishings placement within the Stephens' farmhouse are based on the Stephens family inventories, common period practice, and information gleaned from other Revolutionary War winter encampment sites.

The encampment of the Continental Army for the winter of 1779-80 in Morristown, New Jersey, for example, provides a parallel for comparison. General Washington took up residence in the home of well-to-do Mrs. Theodosia Ford while many of his commanding generals took up residence in taverns or homes of other prosperous individuals.⁸⁵ While in the Ford Mansion, General Washington and his staff occupied all of the rooms in the building except for two rooms downstairs reserved for Mrs. Ford and her family. Mrs. Ford and the military shared the kitchen in common.⁸⁶

The example of General Washington's stay at the Ford Mansion will be applied to interpret Brigadier General Varnum's stay at the David Stephens farmstead, but on a more modest scale. Varnum and his staff will be represented as occupying the entire second floor of

⁸⁴ Ibid., p. 8.

⁸⁵ National Park Service, *Ford Mansion Furnishing Plan*, by Lenard E. Brown, (1971), Morristown NHP, p. 4.

⁸⁶ Washington, *The Writings of George Washington*, vol. 19, p. 262.

the building and sharing the kitchen with the Stephens family. The family will be represented as occupying one room adjacent to the kitchen on the first floor.

Furnishings brought with the military occupants as part of their standard accessories include folding camp bedsteads, stools, trunks and military equipage. No less than four different folding camp bedsteads documented as used by George Washington survive in museum collections, and it is assumed that this type of bedstead was commonly used by officers of higher rank. Various accessories also documented to Washington serve as prototypes for the Varnum encampment, including trunks, razor boxes, towels, and stools.

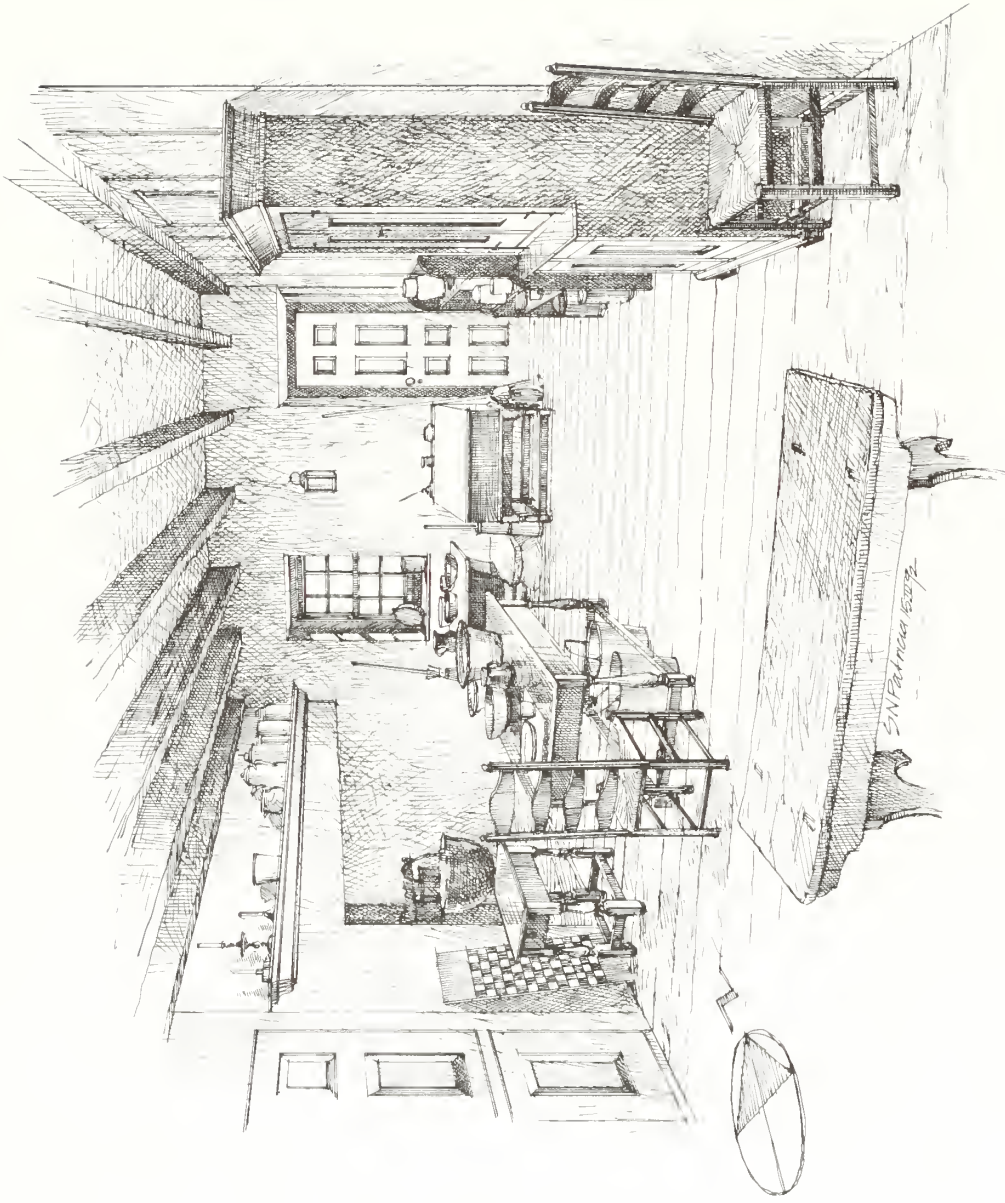
FURNISHINGS PLAN

RECOMMENDED FURNISHINGS

The furnishings plan represents Varnum's Quarters occupied by three members of the David Stephens family and General Varnum with six staff members.

The members of the Stephens family include David Stephens, wife Elizabeth Stephens, and son Abijah Stephens. They are represented as living in room 104 and sharing the Kitchen (room 101) with Varnum's military group. The Stephens' quarters reflect the fiscal downturn of the Stephens' family over the course of several decades.

The military group was comprised of General Varnum, one brigade adjutant, one quartermaster officer, one commissary officer, and three aides-de-camp. This group is represented in the two second floor rooms, room 202 and room 203. Plans for rooms 202-203 accounts for only six men: three in room 202 and three in room 203. (Need to specify which shared with General Varnum--staff officers or aides.)



Kitchen

KITCHEN (room 101)

101.1 **CLOSED CUPBOARD**, pine, step back, two paneled doors above two paneled doors, wrought iron rat tail hinges, bracket feet, molded cornice, 1775-1800. Presently with a clear finish, this cupboard was probably originally painted.

Documentation: Following inventories: 1754 Stephen Evans, 1780 David Stephens, 1825 Abijah Stephens.

Source: VAFO 3414.

Location: East wall, right of door.

101.2 **Worktable**, walnut and poplar, box stretcher base, three board top attached to base with cleat and removable pins, two drawers, turned legs, brass pulls, 1750-75.

Documentation: Following inventories: 1780 David Stephens, 1802 Abijah Stephens.

Source: VAFO 1902.

Location: Center of room with axis north/south.

101.3 **DOUGH TROUGH** (box), pine, rectangular removable top with cut corners, box on turned legs with box stretcher, pegged construction, base painted green, Pennsylvania 1750-1800.

Documentation: Following inventories: 1802 Abijah Stephens, 1825 Abijah Stephens.

Source: VAFO 3591.

Location: North wall under window.

KITCHEN, continued

101.4-5 **DESK**, on **STAND**, walnut, slant lid, dovetailed case; stand with turned legs, box stretcher, ball feet, Pennsylvania, 1720-40.

Documentation: Following inventories: 1761 Eleanor Evans, 1802 Abijah Stephens, 1825 Abijah Stephens.

Source: VAFO 1619, 1620.

Location: Against south wall between door and window.

101.6-7 **SIDE CHAIRS** (2), ladder-back, turned finials at back posts, baluster and ring turned front stretcher, arched slats, Pennsylvania 1750-75.

Documentation: All inventories except 1784 Mary Stephens.

Source: VAFO 1906, 1907.

Location: Against east wall next to cupboard.

101.8 **BUCKET BENCH**, pine, two shelves mortised into serpentine shaped sides, grained finish, Pennsylvania, 1750-75.

Documentation: Bucket benches were common in 18th century kitchens where toting water was an everyday occurrence.

Source: Acquire antique or reproduction; use VAFO 3419, an early 19th century bench, until suitable replacement is purchased.

Location: Against east wall, to the left of doorway.

101.9 **STEELYARD** (sliding balance scale), wrought iron, 1750-75.

Documentation: Following inventories: 1754 Stephen Evans, 1780 David Stephens.

Source: VAFO 1919.

Location: Hearth.

KITCHEN, continued

101.10-11 CANDLESTICKS (2), spiral wrought iron or brass, 1740-1820.

Documentation: 1802 Abijah Stephens inventory.

Source: VAFO 3416, 3417.

Location: Shelf above fireplace.

101.12 CANDLESTICK and TINDERBOX COMBINATION, tin, reproduction, 18th century type.

Documentation: 1802 Abijah Stephens inventory.

Source: VAFO 1946.

Location: Shelf above fireplace.

101.13 LANTERN, oak, tin and glass, reflector shield on top, 18th century.

Documentation: Lanterns were common lighting devices of the period.

Source: VAFO 1921.

Location: Shelf above fireplace.

101.14 CANDLE MOLD, tin, strap handle, 18th century type.

Documentation: Inference from 1802 Abijah Stephens inventory. The presence of candlesticks implies the need to make candles.

Source: VAFO 3418.

Location: Shelf above fireplace.

KITCHEN, continued

101.15-16 **IRON POTS** (2), cast iron, 18th century.

Documentation: Following inventories: 1754 Stephen Evans, 1761 Eleanor Evans, 1802 Abijah Stephens, 1824 Abijah Stephens.

Source: VAFO park collections, no numbers.

Location: On pot rack.

101.17-19 **S HOOKS** (3), wrought iron, 18th century.

Documentation: 1761 Eleanor Evans inventory "old iron."

Source: VAFO 1912-1914.

Location: On pot rack or fireplace crane.

101.20-21 **TRAMMELS** (2), wrought iron, either chain, sawtooth or hole-in-rod style, 18th century style.

Documentation: Open hearth cooking practices of the period required the use of trammels. The 1761 Eleanor Evans inventory lists "old iron."

Source: VAFO park collections, no numbers.

Location: On pot rack or crane.

101.22 **SPIDER**, wrought iron, three-legged, 18th century.

Documentation: 1761 Eleanor Evans inventory "old iron."

Source: VAFO 1909.

Location: On hearth.

KITCHEN, continued

101.23 SKILLET, cast brass or iron, on legs, 18th century.

Documentation: 1754 Stephen Evans inventory.

Source: Acquire antique or reproduction.

Location: On hearth.

101.24 BROILER, wrought iron, 18th century.

Documentation: 1780 David Stephens inventory.

Source: VAFO 1908.

Location: On hearth.

101.25-26 FIRE SHOVEL and TONGS, wrought iron, 18th century.

Documentation: Following inventories: 1754 Stephen Evans, 1761 Eleanor Evans, 1780 David Stephens.

Source: VAFO 2592 (shovel); VAFO 1910 (tongs).

Location: On hearth.

101.27 PEEL, wrought iron, 18th century.

Documentation: 1761 Eleanor Evans inventory "old iron."

Source: VAFO 1923.

Location: On hearth.

KITCHEN, continued

101.28 **FLESH FORK**, wrought iron, 18th century.

Documentation: 1761 Eleanor Evans inventory.

Source: VAFO 1920.

Location: Hearth area.

101.29 **PRESSING IRON**, cast and wrought iron, 18th century.

Documentation: 1761 Eleanor Evans inventory "old iron."

Source: VAFO 1324.

Location: On shelf above fireplace.

101.30 **STRIKING STEEL**, wrought iron, reproduction, 18th century style.

Documentation: 1761 Eleanor Evans inventory "old iron."

Source: VAFO 1962.

Location: On window ledge inside fireplace.

101.31 **KNIVES and FORKS** (set of 6 each), bone handles, 18th century.

Documentation: 1754 Stephen Evans inventory.

Source: VAFO 2622-2627 (knives), VAFO 2616-2621 (forks).

Location: On table.

KITCHEN, continued

101.32 **LADLE**, wrought iron, 18th century.

Documentation: 1761 Eleanor Evans inventory "old iron."

Source: VAFO 3415.

Location: On table.

101.33 **GRID IRON**, wrought iron, 18th century.

Documentation: Following inventories: 1780 David Stephens, 1802 Abijah Stephens.

Source: VAFO 1908.

Location: On hearth.

101.34 **PITCHER**, earthenware, loop handle with ridges, incised decoration, brown glazed except for bottom, 18th century.

Documentation: Following inventories: 1761 Eleanor Evans, 1802 Abijah Stephens, 1825 Abijah Stephens.

Source: VAFO 1916.

Location: On shelf above fireplace.

101.35-40 **BOWLS** (6), earthenware, in a variety of sizes, glazes to include black, brown and red, decoration to include incised, plain, and slip, Pennsylvania, 18th century style.

Documentation: Varnum site archeology; following inventories: 1761 Eleanor Evans, 1802 Abijah Stephens.

Source: VAFO 2546-2549 and one without a number; one coming.

Location: On table, dough trough, and bucket bench.

KITCHEN, continued

101.41-42 MILK PANS (2), earthenware, black glaze, 18th century, Pennsylvania.

Documentation: Varnum site archeology.

Source: VAFO 1915, 2534.

Location: On bucket bench.

101.43-44 PORRINGERS (2), earthenware, black glaze, Pennsylvania, 18th century style.

Documentation: Varnum site archeology.

Source: VAFO 2551, 2552.

Location: Two on table.

101.45-47 JARS with lids, (3), earthenware, glazed, Pennsylvania, 18th century style.

Documentation: Following inventories: 1761 Eleanor Evans, 1802 Abijah Stephens.

Source: VAFO 2535-2537, no lids.

Location: On bucket bench.

101.48-50 LOAF PANS (3), earthenware, glazed, incised or slip decorated, rectangular, Pennsylvania, 18th century style.

Documentation: Following inventories: 1761 Eleanor Evans, 1802 Abijah Stephens.

Source: VAFO 2544, 2545, 2696.

Location: On bucket bench, stacked.

KITCHEN, continued

101.51-54 PLATES (4), earthenware, glazed, incised or slip decorated, round, various sizes, Pennsylvania, 18th century style.

Documentation: Varnum site archeology.

Source: VAFO 2539, 2540, 2542, 2545.

Location: On bucket bench, stacked.

101.55-58 BOTTLES (4), earthenware, glazed, plain or with incised decoration, Pennsylvania, 18th century style.

Documentation: 1761 Eleanor Evans inventory.

Source: VAFO 2553-2556.

Location: On shelf above fireplace.

101.59 PLATE, delft, tin glazed, English or Continental, 18th century.

Documentation: Varnum site archeology.

Source: Reproduce VAFO 2538.

Location: On bucket bench shelf.

101.60-61 PLATES (2), white-glazed stoneware, in Barley or Scroll pattern, English, 1740-70.

Documentation: Varnum site archeology.

Source: Acquire antiques or reproductions.

Location: On bucket bench, stacked.

KITCHEN, continued

101.62-71 PLATES (10), creamware, Royal pattern, English, 1760-80 style.

Documentation: Varnum site archeology.

Source: Acquire reproductions.

Location: On table, stacked.

101.72-79 TEAPOT, COFFEEPOT, six CUPS AND SAUCERS, creamware, English, 1760-80 style.

Documentation: Varnum site archeology.

Source: Acquire reproductions.

Location: Teapot and coffeepot on shelf above fireplace; cups and saucers on windowsill.

101.80 PITCHER, creamware, English, 1760-80 style.

Documentation: Varnum site archeology.

Source: Acquire reproduction.

Location: On shelf above fireplace.

101.81 BARREL, wooden with wooden staves, 18th century style.

Documentation: Following inventories: 1754 Stephen Evans, 1825 Abijah Stephens.

Source: Acquire reproduction.

Location: Against north wall next to door.

KITCHEN, continued

101.82 **BUCKET**, wooden, 18th century style.

Documentation: Following inventories: 1754 Stephen Evans, 1780 David Stephens .

Source: VAFO 1940.

Location: On floor against north wall.

101.83 **BOWL**, wooden, 18th century.

Documentation: Wooden bowls were common items in 18th century kitchens.

Source: VAFO 3420.

Location: On worktable.

101.84 **TUB**, wooden, 18th century style.

Documentation: 1761 Eleanor Evans inventory.

Source: VAFO 1928.

Location: On floor near south wall.

101.85-86 **MORTAR and PESTLE**, wooden, 18th century.

Documentation: 1780 David Stephens inventory.

Source: VAFO 1917, 1918.

Location: On shelf above fireplace.

KITCHEN, continued

101.87 SPOON, wooden, 18th century style.

Documentation: Wooden spoons were common items in kitchens and not enumerated in inventories of the period.

Source: VAFO 1938.

Location: On table.

101.88 CHURN, wooden, 18th century style.

Documentation: Following inventories: 1761 Eleanor Evans, 1825 Abijah Stephens.

Source: VAFO park collection, no number.

Location: Against north wall.

101.89-94 TRENCHERS (6), wooden, 18th century style.

Documentation: Following inventories: 1761 Eleanor Evans, 1780 David Stephens.

Source: VAFO park collection, four without numbers; acquire two reproductions.

Location: On bucket bench, stacked.

101.95 SIEVE, horsehair on wooden hoop, 18th century style.

Documentation: 1761 Eleanor Evans inventory.

Source: VAFO 2532.

Location: Hanging on south wall.

KITCHEN, continued

101.96-98 BASKETS (3), 18th century style.

Documentation: 1825 Abijah Stephens inventory.

Source: VAFO park collections, two without numbers; acquire one reproduction.

Location: On dough trough, table, and bucket bench.

101.99-105 TABLECLOTH and six **NAPKINS**, linen or cotton, 18th century style.

Documentation: Following inventories: 1754 Stephen Evans, 1825 Abijah Stephens.

Source: VAFO 2596 (tablecloth), VAFO 2597-2602 (napkins).

Location: On table.

101.106-113 TIN CUPS (8), 18th century style.

Documentation: 1761 Eleanor Evans inventory.

Source: Acquire reproductions.

Location: On bucket bench.

101.114-116 BOTTLES (3), glass, 18th century style.

Documentation: 1761 Eleanor Evans inventory.

Source: VAFO 2655-2657.

Location: On shelf above fireplace.

KITCHEN, continued

101.117-119 CUPS (3), horn, 18th century style.

Documentation: Horn cups were common kitchen vessels usually not mentioned in 18th century inventories.

Source: VAFO 1936; acquire two reproductions.

Location: One on table, two on mantel.

101.120-125 PLATES (6), pewter, 18th century style.

Documentation: 1761 Eleanor Evans inventory.

Source: VAFO 1965, 1966, 2586-2589.

Location: On bucket bench, stacked.

101.126-127 TANKARDS (2), pewter, one quart, one pint, 18th century style.

Documentation: 1761 Eleanor Evans inventory.

Source: VAFO 2561; acquire one reproduction.

Location: On shelf above fireplace.

101.128-133 SPOONS (6), pewter, 18th century style.

Documentation: 1761 Eleanor Evans inventory.

Source: VAFO 2610-2615.

Location: On table.

KITCHEN, continued

101.134 BOWL, delft, blue and white, 18th century.

Documentation: Varnum site archeology.

Source: VAFO 3509.

Location: South windowsill.

101.135 HEARTH BROOM, 18th century.

Documentation: Common 18th century usage.

Source: VAFO park collection, no number.

Location: Hanging on north wall near hearth.

101.136 CHECKERBOARD, painted softwood, 18th century.

Documentation: Common 18th century usage.

Source: VAFO 3308.

Location: Leaning against wall left of fireplace.

101.137-138 FLOUR SACKS (2), cotton or linen, 18th century style, reproduction.

Documentation: Common 18th century usage.

Source: VAFO park collection, no numbers.

Location: On floor near dough trough.

KITCHEN, continued

101.139-140 PAILS (2), tin, 18th century style, reproduction.

Documentation: Common 18th century usage.

Source: Purchase two reproductions.

Location: Under worktable.

101.141 HOE, wrought iron, wooden handle, 18th century style, reproduction.

Documentation: Common 18th century usage.

Source: VAFO 1938.

Location: Near north door.

101.142 CREEPERS (one pair), 18th century style, reproduction.

Documentation: Common 18th century usage.

Source: VAFO 2733.

Location: South windowsill.

101.143 BENCH, wooden, painted, 18th century.

Documentation: Common 18th century usage.

Source: VAFO 1901.

Location: Along south wall.

KITCHEN, continued

101.144 **JOINT STOOL**, walnut, 18th century style, reproduction.

Documentation: Common 18th century usage.

Source: VAFO 1964.

Location: Left of hearth.

101.145 **CANTEEN**, wooden, 18th century.

Documentation: Common 18th century usage.

Source: Purchase reproduction.

Location: North windowsill.



Parlor

PARLOR (room 104)

104.1 **BEDSTEAD**, low post, walnut or painted softwood, Pennsylvania 1740-60.

Documentation: Following inventories: 1754 Stephen Evans, 1761 Eleanor Evans, 1780 David Stephens, 1784 Mary Stephens, 1802 Abijah Stephens, 1825 Abijah Stephens.

Source: VAFO 2590.

Location: Against west wall in southwest corner.

104.2-3 **FEATHER BED** and **TICK**, linen or cotton, 18th century style.

Documentation: Following inventories: 1754 Stephen Evans, 1761 Eleanor Evans, 1780 David Stephens, 1784 Mary Stephens, 1802 Abijah Stephens, 1825 Abijah Stephens.

Source: VAFO park collection, no numbers.

Location: On low post bedstead.

104.4-12 **BEDDING**, to include: two sheets, one bolster, one bolster cover, two pillows, two pillowcases, one counterpane.

Documentation: Following inventories: 1754 Stephen Evans, 1761 Eleanor Evans, 1780 David Stephens, 1784 Mary Stephens, 1802 Abijah Stephens, 1825 Abijah Stephens.

Source: VAFO 3110 (pillowcases), VAFO park collection, no number; acquire reproduction sheets, bolster, bolster cover, pillows, and counterpane.

Location: On low post bed.

PARLOR, continued

104.13 **BED**, trundle, walnut or painted softwood, Pennsylvania, 1740-70.

Documentation: 1825 Abijah Stephens inventory.

Source: VAFO 3518.

Location: Under low post bed.

104.14-15 **FEATHER BED** and **TICK**, cotton or linen, 18th century style.

Documentation: Following inventories: 1784 Mary Stephens, 1802 Abijah Stephens,
1825 Abijah Stephens.

Source: VAFO 2692 (feather bed), VAFO 2461 (tick).

Location: On trundle bed.

104.16-24 **BEDDING**, to include: two sheets, one bolster, one bolster cover, two
pillows, two pillowcases, one blanket.

Documentation: Following inventories: 1754 Stephen Evans, 1761 Eleanor Evans,
1780 David Stephens, 1784 Mary Stephens, 1802 Abijah Stephens,
1825 Abijah Stephens.

Source: Acquire reproductions.

Location: On trundle bed.

104.25 **CHEST OF DRAWERS**, William and Mary style, two small drawers over
three graduated drawers, ball feet, stained red, Pennsylvania, 1700-20.

Documentation: Following inventories: 1780 David Stephens, 1802 Abijah Stephens,
1825 Abijah Stephens.

Source: VAFO 1905.

Location: Against east wall to the right of the fireplace.

PARLOR, continued

104.26 **ARMCHAIR**, with commode, five arched slat back, notched arms, turned arm posts, ball feet, rear rail branded "W. Cox" (William Cox, Philadelphia chairmaker working 1767-96).

Documentation: Following inventories: 1784 Mary Stephens, 1802 Abijah Stephens.

Source: VAFO 1621.

Location: In front of fireplace.

104.27-28 **FIREPLACE SHOVEL** and **TONGS**, wrought iron, 18th century.

Documentation: Following inventories: 1754 Stephen Evans, 1780 David Stephens, 1802 Abijah Stephens, 1825 Abijah Stephens.

Source: VAFO park collection for shovel, no number; VAFO 2636 (tongs).

Location: Hearth.

104.29 **FIREBACK**, cast iron, scene of man and woman, dated 1742.

Documentation: Common period treatment for fireplaces included the use of cast iron firebacks to protect the brick surfaces from the heat of the fire.

Source: VAFO 1631.

Location: Fireplace.

104.30 **ANDIRONS** (pair), wrought iron, 18th century.

Documentation: Following inventories: 1802 Abijah Stephens, 1825 Abijah Stephens.

Source: VAFO 1625, 1626.

Location: On hearth.

PARLOR, continued

104.31 **BASKET**, for sewing and mending.

Documentation: 1825 Abijah Stephens inventory.

Source: VAFO park collection, no number.

Location: On floor near hearth.

104.32-33 **WOMAN'S WINTER CAP** and **POCKET**, 18th century style.

Documentation: Common 18th century usage.

Source: Acquire cap; VAFO park collection for pocket, no number.

Location: On bed.

104.34 **TAPE LOOM**, wooden, 18th century.

Documentation: Common 18th century usage.

Source: VAFO park collection, no number.

Location: Windowsill.

104.35 **COMB**, 18th century.

Documentation: Common 18th century usage.

Source: VAFO 2732.

Location: Top of chest of drawers.

PARLOR, continued

104.36 **CHAMBER POT**, earthenware, 18th century.

Documentation: Common 18th century usage.

Source: Acquire reproduction.


Location: Under bed.

104.37 **HOUSEWIFE**, cotton calico, 18th century.

Documentation: Common 18th century sewing kit.

Source: VAFO collection, no number.

Location: On bed.



General Varnum's Quarters

GENERAL VARNUM'S QUARTERS (room 202)

202.1 **PORTABLE CAMP BEDSTEAD**, walnut folding, canvas sling tacked to rails, 18th century style.

Documentation: Example owned by George Washington.

Source: Acquire reproduction.

Location: Headboard against east wall, north of doorway.

202.2 **BED CURTAINS**, for portable camp bedstead, wool, 18th century style.

Documentation: Standard 18th century bedding accessories.

Source: Acquire reproduction.

Location: On camp bedstead.

202.3-4 **FEATHER BED** and **TICK**, linen or cotton, 18th century style.

Documentation: Following inventories: 1754 Stephen Evans, 1761 Eleanor Evans, 1780 David Stephens, 1784 Mary Stephens, 1802 Abijah Stephens, 1825 Abijah Stephens.

Source: Acquire reproduction.

Location: On bedstead.

GENERAL VARNUM'S QUARTERS, continued

202.5-13 **BEDDING**, 18th century style, items including: two sheets, one bolster, one bolster cover, two pillows, two pillow cases, one counterpane.

Documentation: Following inventories: 1754 Stephen Evans, 1761 Eleanor Evans, 1780 David Stephens, 1784 Mary Stephens, 1802 Abijah Stephens, 1825 Abijah Stephens.

Source: Acquire reproductions.

Location: On camp bedstead.

202.14 **FOLDING BED**, painted softwood, canvas tacked to wooden rails, 18th century style.

Documentation: Required for the Varnum entourage. Space restrictions did not allow every officer to have a bedstead.

Source: VAFO park collection, no number.

Location: Folded up against north wall.

202.15 **PALLET**, linen or cotton stuffed with straw, rolled up and bound with twine, 18th century style.

Documentation: Standard 18th century bedding.

Source: Acquire reproduction.

Location: Rolled up under bedstead.

GENERAL VARNUM'S QUARTERS, continued

202.16 TABLE, sawbuck, softwood, painted base, Pennsylvania, 18th century.

Documentation: Following inventories: 1761 Eleanor Evans, 1780 David Stephens, 1802 Abijah Stephens, 1825 Abijah Stephens.

Source: VAFO 3423.

Location: Against south wall near window.

202.17 TABLE, gateleg, walnut, 18th century style.

Documentation: Following inventories: 1761 Eleanor Evans, 1780 David Stephens, 1802 Abijah Stephens, 1825 Abijah Stephens.

Source: VAFO 3551.

Location: Center of room.

202.18 SETTEE, Windsor type, painted, saddle plank seat, Pennsylvania 1760-80.

Documentation: Settees were common 18th century seating furniture.

Source: VAFO 1623.

Location: Center of room facing gateleg table.

202.19 CHAIR, side, Windsor type, Pennsylvania, 1780-1800.

Documentation: Following inventories: 1754 Stephen Evans, 1761 Eleanor Evans, 1780 David Stephens, 1802 Abijah Stephens, 1825 Abijah Stephens.

Source: VAFO 1624.

Location: Facing gateleg table.

GENERAL VARNUM'S QUARTERS, continued

202.20-24 **STOOLS** (5), folding, wool seat, 18th century type, reproductions.

Documentation: Documented Washington original.

Source: VAFO 1955-1959.

Location: Various locations around the room.

202.25-27 **DOCUMENT BOXES** (3), pine, covered with hide or leather, 18th century style.

Documentation: Document boxes were the briefcases of the 18th century, necessary for conducting business and recordkeeping.

Source: VAFO 1960-61, 5757 (original).

Location: On gateleg table, on windowsill, on sawbuck table.

202.28-30 **PORTMANTEAUX** (round saddlebags), (3), leather, 18th century style.

Documentation: Standard 18th century travelers' equipage.

Source: VAFO 1933, 1934, and VAFO park collection, no number.

Location: One under bed, one on trunk, one against south wall.

202.31-32 **TRUNKS** (2), leather over pine cases, 18th century style.

Documentation: Standard 18th century travelers' equipage.

Source: VAFO 1931, 1932.

Location: One in northwest corner; one against west wall north of the fireplace.

GENERAL VARNUM'S QUARTERS, continued

202.33 **MAP CASE**, tin, tubular, 18th century style.

Documentation: Standard storage device for maps.

Source: VAFO 1963.

Location: On sawbuck table.

202.34 **BLANKET**, wool, 18th century style.

Documentation: Standard 18th century bedding.

Source: VAFO 1967.

Location: On top of chest against north wall.

202.35 **WASH BASIN**, pewter, 18th century style.

Documentation: Following inventories: 1761 Eleanor Evans, 1780 David Stephens,
1784 Mary Stephens, 1802 Abijah Stephens.

Source: Acquire antique.

Location: Windowsill, north wall.

202.36 **ANDIRONS** (pair), wrought iron, 18th century style.

Documentation: Standard 18th century hearth equipment.

Source: VAFO 2654.

Location: Hearth.

GENERAL VARNUM'S QUARTERS, continued

202.37-38 SHOVEL and TONGS, wrought iron, 18th century style.

Documentation: Standard 18th century hearth equipment.

Source: VAFO 1911 (tongs); acquire antique shovel.

Location: Hearth.

202.39-40 SPONTOONS (half-pikes), (2), wooden shafts, wrought iron heads, of two different 18th century styles.

Documentation: General Washington required all officers to carry spontoons when on foot.

Source: VAFO park collection, no number; purchase one. Remove VAFO 1792 (sergeants pike).

Location: Upright in southwest corner.

202.41 PISTOLS (pair), in leather holster set, 18th century style.

Documentation: Standard equipment for officers.

Source: Acquire reproduction pistols from Smithsonian Institution; reproduce holsters.

Location: On bed post.

202.42-43 Officers' SWORDS (2), 18th century style.

Documentation: Officers were required to wear swords.

Source: VAFO 2607, 3311.

Location: One on stool, one on bed.

GENERAL VARNUM'S QUARTERS, continued

202.44-46 HATS (3), tricorn, black felt, 18th century style.

Documentation: Standard 18th century hat.

Source: VAFO 1950; acquire two reproductions.

Location: On bed.

202.47 BOOT JACK, rough hewn from forked tree branch, 18th century type.

Documentation: Boot jack needed for removing boots.

Source: VAFO 1218.

Location: On floor near hearth.

202.48-52 BOOKS (5), reproduction bindings, literary and military titles, 1760-80 style.

Documentation: Varnum was noted for his literary interests.

Source: VAFO 1890, 1891, 1925-1927.

Location: Two on top of sawbuck table, three on top of drop leaf table.

202.53-54 CUPS (2), pewter, copies of George Washington original, 18th century style.

Documentation: George Washington original.

Source: VAFO 1929, 1930.

Location: On sawbuck table.

GENERAL VARNUM'S QUARTERS, continued

202.55 **KNIFE**, folding, 18th century style.

Documentation: Standard 18th century folding knife used by soldiers.

Source: VAFO 1948.

Location: On sawbuck table.

202.56-58 **INKWELL**, earthenware, **QUILL PEN** and **PAPER**, 18th century style.

Documentation: Standard 18th century writing equipment.

Source: VAFO 2559 (inkwell); acquire reproduction pen and paper.

Location: On sawbuck table.

202.59 **SNUFF BOX**, carved wooden body with hinged lid, 18th century style.

Documentation: Typical 18th century accessory item.

Source: VAFO 1941.

Location: On sawbuck table.

202.60 **COMB**, horn, 18th century style.

Documentation: Typical 18th century accessory.

Source: VAFO 1935.

Location: In north window.

GENERAL VARNUM'S QUARTERS, continued

202.61 **RAZOR**, folding, horn case, 18th century style.

Documentation: Typical 18th century folding razor.

Source: VAFO 1949.

Location: In north window.

202.62 **WALLET**, folding leather, 18th century style.

Documentation: Typical 18th century type.

Source: VAFO 1942.

Location: On gateleg table.

202.63 **HAND TOWEL**, linen, handwoven, 18th century style.

Documentation: Common hand towel of the 18th century.

Source: VAFO 2603.

Location: Hang from nail driven into window frame.

202.64 **MIRROR**, folding, wooden case, 18th century style.

Documentation: Common folding mirror of the 18th century.

Source: Acquire reproduction.

Location: In north window.

GENERAL VARNUM'S QUARTERS, continued

202.65-67 INKWELL, pewter, QUILL PEN and PAPER, 18th century style.

Documentation: Standard 18th century writing accessories.

Source: VAFO 2543 (inkwell); acquire reproduction pen and paper.

Location: On drop leaf table.

202.68 PITCHER, earthenware, glazed, 18th century reproduction.

Documentation: Common 18th century vessel.

Source: VAFO 2533.

Location: On drop leaf table.

202.69 PIPE, molded clay, 18th century style.

Documentation: Common 18th century accessory.

Source: VAFO 1937.

Location: On drop leaf table.

202.70 WATCH FOB AND SEAL, cast brass, 18th century style.

Documentation: Common 18th century accessory.

Source: VAFO 1947.

Location: On drop leaf table.

GENERAL VARNUM'S QUARTERS, continued

202.71 **SANDER**, wood or pewter, 18th century style.

Documentation: Common 18th century writing accessory.

Source: Acquire reproduction.

Location: On drop leaf table.

202.72-73 **GREAT COATS (2)**, wool, 18th century style.

Documentation: Standard coat of the period.

Source: VAFO 2634; acquire one reproduction.

Location: On bedstead.

202.74-75 **TABLECLOTHS (2)**, wool or felt, dark blue, to cover tables 202.15 and 202.16.

Documentation: Common 18th century treatment.

Source: Acquire reproductions.

Location: Tables 202.15 and 202.16.

202.76 **LIQUOR CHEST**, wooden, lift lid with compartments.

Documentation: Common 18th century usage.

Source: VAFO 1960.

Location: On floor beneath built-in cupboard.

GENERAL VARNUM'S QUARTERS, continued

202.77 SHOES with buckles (pair), man's, leather, ca. 1770 style.

Documentation: Common 18th century usage.

Source: Acquire reproduction.

Location: On floor under bed.

202.78-79 NEWSPAPERS (2), ca. 1777, Philadelphia.

Documentation: Common 18th century usage.

Source: VAFO park collection, no numbers.

Location: On worktable.

STAFF OFFICERS' QUARTERS (room 203)

203.1 **BEDSTEAD**, low post, walnut or painted softwood, vase turned legs with ball finials, Pennsylvania, 1740-80.

Documentation: Following inventories: 1754 Stephen Evans, 1761 Eleanor Evans, 1780 David Stephens, 1784 Mary Stephens, 1802 Abijah Stephens, 1825 Abijah Stephens.

Source: VAFO 1903.

Location: Headboard against south wall, west of window.

203.2-10 **BEDDING**, to include: two sheets, one bolster, one bolster cover, two pillows, two pillowcases, one blanket.

Documentation: Following inventories: 1754 Stephen Evans, 1761 Eleanor Evans, 1780 David Stephens, 1784 Mary Stephens, 1802 Abijah Stephens, 1825 Abijah Stephens.

Source: Acquire reproductions.


Location: On low post bed.

203.11 **PALLET**, bed sack, burlap cotton or linen, 18th century type.

Documentation: Required for the Varnum entourage. Due to cramped conditions not every officer had a bed.

Source: Acquire reproduction.

Location: Under bed.



Staff Officers' Quarters

STAFF OFFICERS' QUARTERS, continued

203.12-15 **BEDDING**, to include: one sheet, one pillow, one pillowcase, one blanket, 18th century style.

Documentation: Following inventories: 1754 Stephen Evans, 1761 Eleanor Evans, 1780 David Stephens, 1784 Mary Stephens, 1802 Abijah Stephens, 1825 Abijah Stephens.

Source: VAFO 1967 (blanket); acquire reproductions.

Location: On pallet.

203.16 **PORTABLE CAMP BEDSTEAD**, walnut, folding, canvas sling tacked to rails, 18th century style.

Documentation: Original owned by George Washington.

Source: VAFO 2557.

Location: Set up against south wall.

203.17 **BED HANGINGS**, for portable camp bedstead, wool, 18th century style.

Documentation: Standard 18th century bedding accessories.

Source: VAFO 2558.

Location: On camp bedstead.

203.18 **FEATHER BED**, for camp bed, linen or cotton, 18th century style.

Documentation: Standard 18th century bedding accessories.

Source: Acquire reproduction.

Location: On camp bedstead.

STAFF OFFICERS' QUARTERS, continued

203.19-25 **BEDDING**, for above portable camp bedstead, to include: two sheets, two pillows, two pillowcases, one wool blanket, 18th century style.

Documentation: Standard 18th century bedding accessories.

Source: VAFO park collection, no number.

Location: On camp bedstead.

203.26 **BLANKET CHEST**, shoe feet, pine, dovetailed case, Pennsylvania, 1720-60.

Documentation: Following inventories: 1754 Stephen Evans, 1761 Eleanor Evans, 1780 David Stephens, 1784 Mary Stephens, 1802 Abijah Stephens, 1825 Abijah Stephens.

Source: VAFO 1924.

Location: Against projection on east wall.

203.27-30 **BLANKETS** (4), wool, 18th century style.

Documentation: Standard 18th century blankets.

Source: VAFO 2604-2606, 2635.

Location: On top of blanket chest.

203.31-32 Officers' **SWORDS** (2), with scabbards, 18th century style.

Documentation: Each officer carried a sword as standard equipment.

Source: VAFO 2608, 2609.

Location: On top of bed.

STAFF OFFICERS' QUARTERS, continued

203.33-35 PORTMANTEAU (3), round leather saddlebags, 18th century style.

Documentation: Standard 18th century travelers' equipage.

Source: VAFO 2628, 2629, and VAFO park collection, no number.

Location: Two on floor, one on blanket chest.

203.36-37 PISTOLS (2), in holster, 18th century style.

Documentation: Officers in the Continental Army routinely carried these weapons on horseback.

Source: Acquire reproductions.

Location: Across bedpost at footboard.

203.38-39 STOOLS (2), folding X-base, wool seat, 18th century style.

Documentation: Original George Washington camp stool.

Source: Acquire reproduction; VAFO park collection, no number.

Location: On floor.

203.40-41 SPONTOONS (half-pikes), (2), wooden shaft, iron head, 18th century style

Documentation: Washington required that all officers carry spontoons when on foot

Source: Acquire reproductions

Location: Upright in southeast corner

STAFF OFFICERS' QUARTERS, continued

203.42 **SHOES** with buckle (pair), man's, leather, ca. 1770 style.

Documentation: Common 18th century usage.

Source: Acquire reproductions.

Location: Under bed.

203.43 **BOOTS** (pair), man's, leather, ca. 1770 style.

Documentation: Common 18th century usage.

Source: Acquire reproductions.

Location: Under bed.

203.44-45 **CANDLESTICKS** (2 pairs), traveling brass.

Documentation: Common 18th century usage.

Source: Acquire reproductions.

Location: South windowsill.

FURNISHINGS MAINTENANCE AND PROTECTION

SYNOPSIS OF HISTORICAL INTEGRITY

Very little original fabric survives in the David Stephens House, commonly known as Varnum's Quarters. The Stephens family continued to use the house long after the Revolution, significantly expanding the structure. Several restorations were undertaken after the house was incorporated into the State Park. For additional information on the integrity of the structure, consult the *Historic Structures Report, Varnum's Quarters* by John B. and Cherry Dodd, (1981).

Many furnishings now in Varnum's Quarters date to the 18th century but none are historically associated with the Stephens' or with General Varnum's occupancy. The majority of objects are on loan to the park from the Pennsylvania Society, Sons of the Revolution. Fabrics, leather objects, and papers are primarily reproductions.

ENVIRONMENTAL STANDARDS

When historic furnishings are maintained within an historic structure, the objective is to provide as safe and stable an environment as possible for the collection while respecting the integrity of the structure. Usually precise control is not possible, and a responsible balance must be struck through consultation between curatorial and historic preservation staffs. The curatorial staff must bring to this discussion a sound knowledge of the objects and their environment based on the continued monitoring of temperature, relative humidity, light levels, and air quality. They must monitor for pest activity and be aware of changes in the condition of objects as well as the effects of staff handling and visitation. The NPS provides basic standards for museum conditions that can assist parks in setting acceptable goals based on structural, collection, and public use needs.

Temperature and Relative Humidity. As outlined in Special Directive 80-1 (Rev.), the recommended temperature range for museum collections in occupied areas is 64-68°F (18-20°C). Lower temperatures, in which the aging process slows, are desirable, provided they remain above the freezing point. The NPS recommends that the target range for relative humidity (RH) be determined for each site, in consultation with the Regional Curator, by evaluating the local climate, the material needs and condition of the collection, the absolute constraints of the structure, and analysis of at least one year's environmental monitoring data.

Varnum's Quarters and its furnishings are subject to particularly heavy environmental stress. Potentially destructive agents include industrial pollutants from nearby Route 23, and uncontrolled humidity and temperature fluctuations. Visitation is steady throughout the year, with the heaviest visitor use occurring during the summer. In 1989, total visitation was 27,000, with 13,000 people visiting during the summer. Doors are left open during this time of year.

The house is heated by electric: one unit located in the basement and another in the attic with forced-air circulation. The heat should be kept constant on a 24-hour cycle to minimize fluctuations during the winter. Furniture is placed as far away from the vents as possible. The heater is maintained and the filters changed regularly by the Maintenance Division.

Monitoring of the environment through the use of hygrothermographs confirms extreme fluctuations in temperature and humidity on a daily, monthly, and seasonal basis. The relative humidity is too high in the summer and too low in the winter. (Average rainfall is 40 inches per annum.)⁸⁷ It is imperative that objects exhibited in the building be monitored closely for signs of deterioration. Those most susceptible to damage have been removed from exhibit and replaced by reproductions.

Considering the geographic area and the nature of the structure, it will be very difficult to control the environment in the house without the addition of a climate control system. A climate control system might be considered too intrusive to the integrity of the structure, and the park staff may have to consider other methods of climate control. The current interpretive use of the house, requiring the constant flow of people through the building, militates against the success of such a system. Given the heavy year-round visitation, it is doubtful that anything less than a significant reduction in visitor use and concomitant restructuring of the building's interpretation will contribute to the preservation of the house and its furnishings. If the visitation is not reduced the park should apply for approval of consumptive use for the furnishings (NPS-6, Ch. 2).

Recommendations:

1. Continue monitoring with a hygrothermograph. Staff should record directly on the hygrothermograph charts, conditions or events affecting environmental conditions. Such conditions include power failure, unusual visitation, unusual opening or closing procedures, the first introduction of heat in the fall, and weather patterns.
2. From the analysis of the resulting charts, the Regional Curator, Regional Historic Architect, and park staff should develop parameters to maintain for the collections and the building.
3. Position furniture at least two inches from exterior walls to encourage air circulation.

Light. Light has the potential of being the most damaging agent to sensitive organic materials. It causes a chemical breakdown of molecular bonds in organic materials, resulting in irreversible embrittlement, and fades many pigments and dyes. Museum staff attempt to reduce this damage by regulating the intensity of light to which objects are exposed and the duration of that exposure. NPS museum standards state that during hours of operation the following visible light levels measured in footcandles or lux should not be

⁸⁷ "Moisture Problems in Historic Masonry Walls: Diagnosis and Treatment," U.S. Government Printing Office.

exceeded: 5 footcandles, or 50 lux, for textiles, books and documents, dyed leather, and most skins; 15 footcandles, or 150 lux, for undyed leather, horn, bone, ivory, wood, and all other organic materials not listed above.

Ultraviolet (UV) light is the most damaging segment of the light spectrum. The proportion of UV to total light emitted by a light source should not exceed 75 uW/1m (microwatts per lumen). Daylight and fluorescent light both emit high levels of UV radiation and should be filtered using UV-absorbing screens or films (For additional information see Conserve-O-Grams 3/3 "Light Damage," 3/4 "Light Filtering Screens," and Garry Thomson's *The Museum Environment*, listed in **SOURCES OF ASSISTANCE** at the end of this guide.)

It is important to be aware that even small amounts of light, well within the acceptable range, still cause damage. Garry Thomson describes the "reciprocity law" in his discussion of light. This principle states that low light levels for extended periods cause as much damage as high levels for brief periods. Thus, exposing objects to light, as in a furnished structure, is a form of consumptive use. Caretakers must plan to provide only the amount of light necessary for public viewing and ensure that, whenever possible, objects in storage are subject to no light whatsoever.

Light tint solar control film was applied to some removable plexiglas storm windows in 1987. These filters remove 96% of UV, and 30-40% of visible light.

Recommendations:

1. Take morning and afternoon UV and visible light readings quarterly to determine seasonal changes and effectiveness of UV filters. Record these in a permanent log, along with notations on weather conditions and the time and location of readings.
2. Monitor the condition of objects and report evidence of light damage to the museum curator.
3. Install UV filters on the storm windows. This has been done in most of the rooms. Monitor the efficiency of the UV filters. Replace storm windows promptly after annual window-washing.

Dust and Pollution. Dust accumulation and air pollution can promote the deterioration of museum objects. Dust particles are a microscopic abrasive that can wear away surface detail. Dust also acts as a catalyst promoting damage caused by pollutants. This occurs when dust attracts moisture and gaseous pollutants, such as sulfur dioxide and hydrogen sulfide (found in nearly all ambient air), and forms acidic solutions that attack both organic and inorganic materials.

No air pollution data has been obtained for this site. Dust and dirt levels in the house are high during heavy visitation periods in the spring and summer months. The interpretive necessity of leaving the doors open exacerbates this problem. Routine housekeeping is

performed by the custodial worker trained in historic housekeeping, assisted by the museum technician who is primarily responsible for the furnishings.

Recommendations:

1. The difficulty of mitigating air pollution without a heating, ventilating, and air conditioning system (HVAC system) is insurmountable, therefore an air-monitoring program is low priority. If an HVAC system is installed in the house, the park should consider installing high-efficiency particulate air filters (HEPA filters) within the system. These devices remove most particulate matter from the air and, when used with activated charcoal filters, will remove the reactive gaseous pollutants. These filters must be changed more frequently than standard filters because of their greater efficiency in filtering particulates.
2. The staff should continue the museum housekeeping program to help reduce dust and dirt from the house by frequently vacuuming the hallways, and keeping the sidewalks and outside stairs clean. See the section on Recommended Frequencies for housekeeping.

Garry Thomson's *The Museum Environment* can provide additional information on pollution and museum collections.

Pest Management. Insects and rodents can cause extensive damage to organic materials. Insects such as dermestid and powderpost beetles, silverfish, clothes moths, and cockroaches devour wood, wool, and cellulosic materials, leaving frass and characteristic and identifiable damage patterns. Rodents can destroy paper, textile, and wood objects in the process of nest building.

With the exception of the annual influx of yellow jackets, no insect infestations have been recorded to date. The Integrated Pest Management Coordinator traditionally arranges for the removal of these dangerous insects. Evidence of mice is found periodically; at such times, the Maintenance Division and/or the Park IPM Coordinator is contacted. Traps, except for live traps, should not be used because of the danger they present to the furnishings.

The curatorial staff maintains an ongoing IPM program of identification and monitoring of insects in the house; this should be continued. Ongoing documentation includes a record of pest catches and a reference collection of insects found in the house for ease of identification. If plants or food are recommended in the structure, use imitations to reduce the risk of insect infestations or water damage.

Refer to the **NPS Museum Handbook, Part I, Chapter 5, Biological Infestation**, and consult the Regional IPM Coordinator for guidance.

Human Impact. People, both staff members and visitors, can create problems when caring for a furnished house. Varnum's Quarters has an approximate visitation rate of 27,000 people per year. Thirteen thousand (13,000) visits occur during the summer months.

Tours are presented continuously, and numbers of people in the house are not limited.

Staff use of the historic furnishings also occurs. Staff use includes: storage of interpretive pamphlets, books and supplementary interpretive material in the kitchen cabinet; and seating in the front hall (reproduction chairs).

Recommendations:

1. The number of visitors in the house at one time should be limited. This is important for the security of the objects, the preservation of the structure, and the quality of the visitor's experience.
2. The storage area in the closet in the Parlor (room 101) should be kept tidy, and cleaned regularly. No food or tobacco may be stored there.

Fire. Collection needs have been considered in the selection of fire detectors. The house is equipped with an alarm panel which is connected to smoke and rate-of-rise detectors. When the smoke alarm is activated, a message is sent via dictaphone to the Ranger Station. The dispatcher is responsible for calling the appropriate fire department. The Division of Resource Management and Visitor Protection maintains the alarms, including annual cleaning of detectors. Extinguishers are checked monthly to ensure that they are operational and in place.

Each of five responding township volunteer fire companies has plans for placing equipment in the event of fire. "Run" books listing buildings, fire hydrants and other details needed by the departments were issued by the park in 1989 and updated in 1990. The park maintains a cordial relationship with local fire companies, discussing structural and collection concerns, and periodically conducting sensitivity training for volunteers and staff. The curatorial staff cooperates with the Division of Resource Management and Visitor Protection in conducting these sessions. The most recent course was presented in 1989.

The existing fire emergency plan is being rewritten to meet NPS-58 standards and recommendations in the revised National Fire Protection Association (NFPA) 911, "Protection of Museums and Museum Collections," 1985. The plan will discuss the feasibility of object salvage in the event of a fire, and establish priorities for the removal of significant items.

Smoking is prohibited in the house, as are fires in the fireplaces and lighted candles. One fire extinguisher (A-B-C type) has been placed in the kitchen (room 101). The staff are usually trained in the use of fire extinguishers during seasonal training.

Recommendations:

1. Continue the annual training in fire extinguisher use and periodic fire drill practice, particularly before periods of high visitation when new seasonal employees are on the staff. Winter seasonals should receive such training during their orientation period. Volunteer staff should also be trained in the use of fire extinguishers, and should be familiar with their locations.
2. Cleaning supplies should be inventoried; flammables should be kept at the Interpretive Field Office. Used cleaning rags should be removed.
3. During seasonal training, the staff should review the emergency action plan that addresses procedures for staff and visitor evacuation. The staff should discuss the feasibility of artifact salvage in the event of a fire, and review the priorities for the removal of significant items.
4. Maintain housekeeping schedules, especially the daily removal of trash from the kitchen cabinet. Conduct routine inspections of extinguishers and heating and electrical systems.
5. Up-to-date protection recommendations are provided in revised NFPA 911, "Protection of Museums and Museum Collections," 1985; NFPA 913, "Recommended Practice for the Protection of Historic Structures and Sites," 1987; and the NFPA "Fire Safety Self-Inspection Form for Museums" (order from National Protection Association, 470 Atlantic Avenue, Boston, MA 02210). The museum staff should meet annually with the responsible member of the Division of Resource Management and Visitor Protection (RM & VP) to review the status and possible improvement of fire protection for the building.

Physical Security. The furnishings in Varnum's Quarters are protected by a variety of alarms. Alarms are checked during each of three RM & VP division shifts. During the day, interior intrusion alarms prohibit entry into each room and are tested daily by the interpretive staff. The presence of park employees provides the primary security for the kitchen. Room barriers presently consist of plexiglas fitted into sturdy wooden frames. There is no physical barrier in the kitchen.

Night-time protection includes additional detectors. These alarms send a message to the Ranger Station.

The Dispatch Office is responsible for deactivating and reactivating the security system. The park interpretive staff has established closing procedures that include checking to ensure that all people are out of the building and that doors and windows are secure.

Recommendations:

1. Opening procedures should be re-written to include a walk-through inspection to verify the presence and well-being of furnishings.
2. Ensure that all interpretive tours and programs are planned and executed with object security as a high priority. The museum staff should work closely with the interpretive staff to establish an awareness of security risks. Interpreters should immediately report to the curator concerning any missing or damaged objects.
3. More objects should be tied down with monofilament line. Constant vigilance on the part of the interpretive staff remains the best deterrent to theft, especially in the kitchen.
4. First priority is still photographs of high-risk objects and those having high historical significance and/or monetary value. At the same time, photographs will be taken of the second floor to aid in a handicap accessibility study.

An up-to-date location file will be prepared to compliment this report. Providing object descriptions, arranged by room, the file will assist staff in locating and identifying missing or damaged items and in possible recovery. The location files will be accessible to the staff, serving as both a training resource, and as a source of information for answers to visitor questions about the furnishings.

MAINTENANCE PROCEDURES

This section discusses housekeeping procedures for various materials and suggests a housekeeping schedule for the rooms and furnishings on exhibit.

Routine housekeeping removes dirt before it becomes imbedded, acts as an abrasive, or attracts moisture or pest infestation. In the long run, housekeeping can prevent more costly and interventive treatments. The process also provides an opportunity to monitor the collection for evidence of light damage, pest activity, metal corrosion, visible mold growth, mildew odor, or other problems.

In addition to routine housekeeping, the park would benefit from an overall collection condition survey conducted by a conservator to identify the most serious threats to the collection and the most fragile objects and to develop a treatment priority list. An alternative would be to conduct individual object condition assessments for the various materials in the collection, such as paper or textiles. The park currently plans to schedule such a survey for the summer, 1990.

Because housekeeping involves the handling of objects, some general rules for handling museum objects follow:

1. All objects should be treated respectfully. Haste causes bumped, scratched, and broken objects; always schedule enough time to complete the task.
2. Wear clean white cotton gloves, except when handling objects such as ceramics and glass that are too smooth to grip safely through gloves. Surgical gloves or white cotton sure-grip gloves (e.g., PVC dots on palm and fingers) can be worn when handling objects with a smooth surface. Paper may be handled with clean, dry hands.
3. Keep hands clean even when wearing gloves and change gloves when they become dirty. All cleaning materials and equipment in contact with the object also must be clean.
4. Do not wear anything that might damage the object. To avoid scratching and snagging surfaces, be careful of breast pocket contents, rings and other jewelry, watches, belt buckles, name tags, and Service badges.
5. Eliminate all unnecessary movement of objects and handle them as infrequently as possible.
6. Provide support when moving any object. Carry only items that can rest securely in both hands, and carry only one object at a time. Never lift anything by its handle, spout, ears, rim, or any other protruding part. Support it from below at the base and at the side. When moving furniture, be certain to lift it by its supporting base. For example, lift chairs by their seat rails, not arms or back; and, in most cases, support tables by the skirt. Moving large pieces of furniture requires two or more people so that mishandling by tugging, pulling, and sliding is avoided.
7. If an object is broken or damaged, save all pieces and immediately report the damage to the supervisor or curator. Record the damage in the catalog folder, take photographs of the damage if possible, and arrange for conservation treatment for the object, consulting with the Regional Curator as necessary.
8. Acid-free tissue/ragboard or polyester (mylar) should be inserted between objects of dissimilar materials to prevent transfer of corrosion or chemicals.
9. Often, it is advisable to move small objects in a container rather than handling directly. When several objects are moved in a container, pad both objects and containers. Do not allow parts of objects to protrude from the container while in transit. The loaded container must be light enough to be carried easily. Never carry light and heavy objects in the same container.

Structural Elements. The care of the historic structure along with its furnishings must all be considered together. At present, the park does not have an historic structure preservation guide to provide guidance in the routine maintenance of all structural elements of the house, including floors, walls, and windows. The Division of Interpretation and Cultural Resources Management is considering producing this guide in-house, coauthored by the Historic Architect and the Exhibits Specialist (Maintenance Division). Should this prove unsuccessful, the park should consult the regional office concerning the production of such a guide. Combined with this furnishings care guide, the staff can produce a comprehensive maintenance plan that considers both the structure and its contents.

ARCHITECTURAL WOODWORK

Floors: All exposed wood floors should be wet mopped. Dust and dirt in corners and areas too small to be reached with the mop can be removed using a soft paintbrush and dustpan or a hand-held, portable vacuum, such as the Dustbuster.

Walls and Woodwork: Dust the quarter-round on the panelled walls and woodwork with a clean cotton cloth or a vacuum using a soft brush attachment. Spot clean all walls and woodwork as necessary with clear water or an Ivory soap solution and a clear water rinse. Pay particular attention to areas around door knobs, the bottom of doors and door frames.

A cleaning schedule for walls and woodwork needs to be established. Painted woodwork should be wiped with a damp sponge or cloth dipped in clear water or an Ivory soap solution and a clear water rinse, depending on the amount of soil. Squeeze the cloth or sponge so that it is damp, not dripping. Walls and ceilings should be vacuumed moving from top to bottom with the floor brush attachment. Make sure the brush is clean before use.

WINDOWS

Dust wooden sills and horizontal areas with a clean cotton cloth. Spot clean painted woodwork as necessary with clear water or an Ivory soap solution and clear water rinse. Include windows in the cleaning schedule for walls and wood work. Wipe woodwork with a cloth or sponge dipped in clear water or an Ivory soap solution and clear water rinse. Squeeze the cloth or sponge so that it is damp, not dripping. Use only a soft brush on the storm windows that have had UV filters applied. The inside of the windows should be washed at least once every two years. Do not use ammonia window cleaners. Dust plaster sills with the Dustbuster or soft brush.

FIREPLACES

Fireplaces are constructed of unglazed brick, concrete, and stone. Use appropriate cleaning procedures for each material found. Mop hearths with a dry mop. Hearths can be cleaned with a damp sponge or cloth dipped in clear water or an Ivory soap solution and clear

water rinse. Make sure the sponge or cloth is wrung out before use. Dust mantels and fireplace woodwork with a clean cotton cloth. Clean as for other woodwork.

PLEXIGLAS

Clean as needed to remove dust, fingerprints, or surface film. Lift dust from the surface with a dampened, clean, soft cloth. Use Brillianize and a soft cloth to clean the surface. Spray the Brillianize on the cloth, not directly on the plexiglas.

TEXTILES

Refer to **Conserve-O-Grams 16/1 through 16/5** and **NPS Museum Handbook, Part I, Appendix K, Care of Textile Objects**.

The park staff can contribute to the longevity of the exhibited textiles primarily by preventing or removing dust accumulation, minimizing exposure to light, monitoring for insect infestation, and careful handling. Routine inspection of textiles will help museum staff detect signs of deterioration before more serious damage can occur.

High levels of light in some parts of the house will fade and embrittle textiles. As long as the appearance is the same, reproduction textiles can be made from synthetic polyethylene fibers, such as Dacron, because synthetic textiles are easier to care for and clean.

Textiles should be refolded periodically to ease the stress on the fibers. When refolding, do not use previous lines. If it is not noticeable, folds can be padded with acid-free tissue. Museum staff should use acid-free paper to separate textiles from wood furniture surfaces.

Dusting: The process of cleaning causes wear; it is better to prevent dust build-up from occurring. If the textiles and bedhangings are stable, gentle vacuuming, using the upholstery brush or soft brush attachment, is effective in removing dust and loose dirt. The strain caused by vacuuming can be reduced by lowering the suction and/or by vacuuming gently through a protective nylon, plastic, or fiberglass screen held directly on the object. (Bind screen edges with binding cloth or masking tape.) The attachment should barely touch the screen, and hands should touch the screen rather than the fabric. Begin by testing the stability of the textile's fibers, using low suction and the screen and watching for loose fiber ends. Follow the weave of the fabric, and do not vacuum over loss areas. When textiles are fragile, dust with a soft brush only when absolutely necessary and with extreme care; do not vacuum.

Wash all brushes frequently in clear water or in Ivory soap or Orvus Paste solution (made by Proctor and Gamble, Cincinnati, OH 45202 - available at many feed stores). Rinse and dry thoroughly.

Cleaning: Park staff should make no attempt to spot clean historic fabrics. Reproduction textiles can be dry cleaned by a dependable dry cleaner, hand washed, or machine washed, using the gentle cycle, as needed. Ivory soap or Orvus Paste should be used for washing textiles; the use of Joy dishwashing liquid is not recommended. Historic textiles should be cleaned by a professional textile conservator. If there is any question as to how a textile should be cleaned, consult with the Regional Curator or a textile conservator (see Conserve-O-Gram 16/2 "Cleaning of Textiles.")

Bedding: Reproduction blankets can be vacuumed gently using a clean brush attachment without a screen, testing for appropriate suction. Adjust suction and use of screen to condition of historic bedding and other exhibited textiles.

Clothing: Shaking the clothing is not recommended. It should be vacuumed using the methods described for other historic textiles. Although routine airing of the clothing is not recommended, any clothing with mildew should be aired and then vacuumed (see Conserve-O-Gram 16/5 "Control of Molds or Mildew on Textiles.")

LEATHER

Refer to **Conserve-O-Gram 9/1** for a full discussion of leather dressings.

Dust leather on exhibit with a clean, soft brush as needed. Leather dressing is not recommended (see Conserve-O-Gram 9/1 "Leather Dressing: To Dress or Not to Dress.") Applying dressing to dried leather can decrease the amount of moisture in the object and contribute to the problem. Deteriorated leather should be treated by a professional conservator.

If there is any question as to how leather should be cleaned, consult the Regional Curator or the ethnographic conservator in the Division of Conservation, Harpers Ferry Center (HFC).

Relocate leather objects that are near heating vents. Move leather objects away from windows and locations in the path of direct sunlight, since leather should not be exposed to light levels of higher than 5 footcandles.

BASKETS AND RUSH BOTTOM CHAIRS

Use cotton gloves; hold object by base, not by rim. Lift dust particles away from the basket using a fine camel-hair brush: do not rub across basket. (See also Conserve-O-Gram 5/2 "Cleaning Baskets.")

WOOD FURNITURE

Clear Finished: Dust furniture having stable finishes (that is, not cracked or flaking) using a clean cotton cloth or a vacuum with a soft brush attachment (see Conserve-O-Gram 7/8 "Dusting Wood Furniture"). Treated dust cloths, which can contain unknown products or damaging silicones, are not recommended. Do not use spray furniture polishes, such as Pledge, because of their silicone content. A soft brush, such as a Japanese Hake brush (available from TALAS, 213 West 35th Street, New York, NY 10001. Telephone No.: 212/736-7744), can be used to dust intricate carvings and recessed areas. (See the textiles recommendations in this section for care of furniture upholstery.) Do not attempt to dust furniture that has flaking finishes.

Painted: Provided the paint is stable, dust by vacuuming with a clean soft brush attachment or with a clean soft cloth. DO NOT use either a treated dust cloth or a commercial product such as Endust on painted finishes. Before any cleaning is done, it is important to determine the type of paint that has been applied to the objects. For example, water-based paint should never be cleaned with water (See Conserve-O-Gram 7/2 "Cleaning Wood Furniture.")

Unfinished: Dust unfinished wood using a clean cotton cloth or vacuum using a soft brush attachment. DO NOT use either a treated dust cloth or a commercial product such as Endust on unfinished wood. Clean with a damp cloth or sponge dipped in clear water, using as little water as possible. Remove any stains or heavy soil with Ivory soap or Orvus Paste solution, then wipe residue off with clear water. Wipe dry immediately.

Waxing: DO NOT WAX PAINTED AND UNFINISHED WOOD. Clear paste wax provides a protective coating against abrasion, moisture, and high relative humidity for finished wood furniture and objects made of finished wood. Protective wax coats should be maintained on finished wood. If a light buffing with a clean cloth fails to bring up a shine, clean the surface, apply a thin coat of Butcher's wax (for light woods) or Staples wax (for dark woods), allow to dry before buffing to a luster with a clean soft cotton cloth. Use a soft toothbrush to get hard-to-reach corners and moldings. Wax as needed; there should be no set schedule for waxing.

To remove wax, use Stoddard solvent or VM&P Naphtha (follow safety instructions on solvent containers, and consult MSDS information). Stoddard solvent (aka white spirit) is highly flammable, defats skin upon contact, and is an eye irritant. The TLV (Threshold Limit Value) is 100 ppm (parts per million) and the STEL (Short Term Exposure Limit) is 200 ppm. VM&P Naphtha (aka benzine, ligroin) is also flammable and can cause contact dermatitis and irritation of the nose and throat, headache, vertigo, and cough through inhalation. The relative toxicity was rated "moderate"; no TLV data was available. As a precaution when using either of these solvents, wear latex gloves, use small amounts of the solvent, have adequate ventilation, and keep the container capped when not in use.

Soiled or wax-laden pieces should be cleaned before rewaxing (see Conserve-O-Gram 7/2 and 7/3); however, it is recommended that the park contact the furnishings conservator in the Division of Conservation, HFC, if cleaning is necessary, or have the work performed by a contract conservator.

CERAMICS AND GLASS

Refer to **Conserve-O-Grams 8/1 and 8/2**, and the **NPS Museum Handbook, Part I, Appendix P, Care of Ceramics, Glass, and Stone Objects**.

Most damage to ceramic and glass objects results from well-intentioned handling, cleaning, and repair. Handle, move, and clean as little as possible (see Conserve-O-Gram 8/1 "Ceramics and Glass: Preventive Conservation" for handling guidelines).

Regular dusting will greatly reduce the need for washing. Examine objects for cracked or loose pieces and flaking paints or glass prior to any cleaning or handling. Dust stable objects with a soft, clean, untreated cloth or with a soft brush. Do not vacuum.

Ceramics and glass are relatively stable and unaffected by dust. They should not be washed on a routine basis. Annually, check to determine if washing is necessary. Wet cleaning should not be attempted unless the exact type of glass, ceramic surface treatment, and former repairs are known and then only with the advice of a conservator or curator. Information about construction and former treatments or repairs may be found in catalog records or accession files. Particular care must be taken with mixed-media pieces, gilded, or complex surfaces. Seek a conservator's advice if uncertain about safe procedures for specific pieces.

Cleaning procedures for porous and nonporous ceramics are outlined in Conserve-O-Gram 8/2. Glass (without paint or gilding) usually can be cleaned using the same glass cleaner prescribed in this Conserve-O-Gram. Only if the glass cleaner is unsuccessful should a dilute non-ionic detergent solution be tried. Rinse well and dry. Never immerse repaired glass. If in doubt, clean with damp cotton balls and dry with a soft cloth.

METALS

Refer to the **NPS Museum Handbook, Part I, Appendix O, Care of Metal Object**.

Clean cotton gloves should be worn whenever metals are handled, because deposits from the hands can corrode metals. Dust metal objects with a clean, dry, untreated cloth; a vacuum with a soft brush attachment; or a very soft bristle brush. With regular dusting, more extensive cleaning will be necessary only at long intervals. "When the furniture was made, the wood was bright and unfaded so that bright, brass handles...acted as a complement to it. Now the wood has faded, the brass should be allowed to tone down with it." *National Trust Manual of Housekeeping*, p. 88.

Washing of metal objects never should occur on a regular basis and then only with the advice of a metals conservator. In general, metals should be handled and polished as little as possible, and they should be kept in a low RH environment. The relative humidity level in the house is always higher than the ideal recommended for metal objects (30%), therefore exclusively reproduction objects should be used in the kitchen and wherever possible throughout the house.

To maintain a polished appearance despite handling or an adverse environment, brass, copper, and silver can be polished and then sealed by a protective lacquer coating. A coat of lacquer should last approximately ten years. Inspect objects yearly for darkened, tarnished areas that indicate the lacquer needs replacing. When lacquer is removed, the object is washed, dried, degreased, polished, and relacquered. The process of lacquering and relacquering should be done by a metals conservator or by technicians trained by a conservator. Consult with the metals conservator in the Division of Conservation, Harpers Ferry Center.

If not lacquered, Goddard's Long Term Silver Cloth may be used on lightly tarnished brass; Goddard's Glow may be used on heavily tarnished brass. Avoid polishing brass hardware attached to furniture. If a conservator advises cleaning this hardware, set a template behind the brass before cleaning.

If ferrous metal surfaces develop rust spots, remove the rust with very fine steel wool (0000 fineness), wipe with a clean, dry cloth, and apply a light coat of Butcher's or Staples wax. Remove rust and apply wax to the local area only. Areas of the object without rust require no treatment. Light rust can be removed by rubbing with a clean, soft cloth, and then applying wax. Objects with rust spots should receive this treatment. Other metal objects can be protected with a light coating of wax as a preventive measure against rust. If possible, heat the heavier objects with a heat lamp to facilitate application of the wax. If there is any question as to whether an object should be waxed, consult the Regional Curator or the metals conservator in the Division of Conservation, Harpers Ferry Center.

BOOKS AND PAPER

Refer to **NPS Museum Handbook, Part I, Appendix J, Care of Paper Objects.**

Dust as infrequently as possible. The bindings of stable paper or cloth-covered books can be vacuumed gently using a clean brush attachment (use the flat brushless tool for stable leather bindings). Dust books individually. Hold book tightly closed and clean the top edge, brushing gently from headband to fore edge. Wash and dry (or change) brushes often.

During dusting, watch for signs of silverfish, book lice, or other pests; warping of book boards; mold; or red rot development on leather. A regular schedule to spot check the books for insects and mildew should be established.

Consult a conservator for advice on further treatments as necessary. For example, leather treatments such as the application of potassium lactate or British Museum Leather Dressing, often advocated in publications, are no longer recommended as routine preventive maintenance at the technician level (see Conserve-O-Gram 9/1 "Leather Dressing: To Dress or Not to Dress.")

Dust paper objects as needed with a clean, dry cloth or a soft brush, such as a Japanese Hake brush. Handle as infrequently as possible, dusting only when necessary.

RECOMMENDED MAINTENANCE SCHEDULE

The following collection maintenance schedule has been developed for the furnishings in Varnum's Quarters. The schedule consists of tasks to be done at various scheduled times and periodically as needed; however, some discretion and flexibility must be used in implementing this schedule. Generally, during the slow visitation months, frequencies can be reduced. The park should revise the schedule as needed on the basis of observations of soil accumulation, visitation levels, and other factors, keeping in mind that cleaning museum objects always should be based on need and condition; the less handling an object receives, the longer it will survive. In housekeeping, more is not always better.

When in doubt, caretakers should consult with the Curator or Regional Curator before proceeding with any interventive procedures, especially any involving water or other solvents. Objects that appear to be deteriorating or weakening must be brought to the attention of the Curator immediately. This schedule also appears in chart form to facilitate staff use.

REMEMBER: While cleaning, you are responsible for the security of the house and its furnishings. Secure all doors to the outside when you are not in the immediate area, especially when you are upstairs.

DAILY

1. A walk-through INSPECTION of all rooms to verify the presence and well-being of all exhibit furnishings is recommended. Inspection by interpreters is especially important on weekends and holidays because museum staff are not on duty during these times.
2. VACUUM the pathways, main kitchen area, and stairs. Vacuum in the direction of the floorboards, picking up dust in the gaps between the boards.
3. DUST windowsills and barriers and those areas of the house that collect dust daily. Use a clean cotton cloth and Endust. Spray the cloth with Endust and let it dry for a moment before dusting. Spot clean as necessary with clear water or an Ivory soap solution and a clear water rinse.

4. CLEAN the plexiglas barriers using Brillianize and a clean cloth. Dust wooden framework.
5. SWEEP outside stairs and sidewalks. Close all house doors before sweeping to prevent dust from entering the house.
6. RECORD hygrothermograph readings.

If no interpreters are on duty when you are finished, secure the house and notify the Ranger Station.

WEEKLY

1. DUST all rooms. During heavy visitation, rooms may need to be dusted more than once a week (e.g., on Mondays and Fridays). Include the reproduction chairs in the hallway. To remove cobwebs, and dust on walls and ceilings, lift them away with a long-handled, soft-haired brush.
2. INSPECT objects for signs of deterioration, especially during periods of high temperatures and relative humidity. Keep a log of findings and remove any objects that are seriously deteriorating.
3. WET MOP wood floors inside the furnished area where visitor circulation is unlikely. Use a paint brush or the Dustbuster in the corners and hard-to-reach areas on the floors.
4. CHANGE charts on the recording hygrothermograph and check the ink level; review results and file.
5. WASH soiled cotton gloves, dustcloths, mopheads, paint brushes, and vacuum/dust brushes in Ivory soap; rinse and dry.

BI-WEEKLY

1. VACUUM windowsills, baseboard areas, and door frames using soft brush attachment.
2. WASH filters of Dustbuster and vacuum cleaner. Change vacuum cleaner bag. Wash dustmop in washing machine using Ivory soap.
3. DUST accessory objects and wood furniture. Dust shelves in closets.

MONTHLY

1. CONDUCT IPM survey. Record results.
2. VACUUM bedspreads, blankets, tablecloths, and other textiles with upholstery or brush attachment, using screen as necessary.
3. CALIBRATE hygrothermographs.
4. INSPECT clothing and other textiles for insect damage.
5. CONSULT interpretive staff regarding operational or maintenance problems they have observed. (Keep communications open.)

SEMIANNUALLY (April-September)

1. DUST top of cupboard in kitchen.
2. Conduct thorough INSPECTION of rooms and closets for damage caused by insects, environment, or mishandling. Keep a log of findings and remove any objects that are seriously deteriorating.
3. VACUUM bedding using brush attachment.

ANNUALLY

1. WASH UV filters on windows following manual instructions.
2. DRY CLEAN woolen reproduction blankets and cloaks.
3. INSPECT glass and ceramics to determine whether they need to be washed.
4. CONDUCT annual inventory of museum artifacts on exhibit.
5. VACUUM bedding, such as sheets and pillows (using screen as needed).
6. SURVEY other furnishings to identify objects requiring conservation treatment.
7. DUST ceiling and walls. Cover textiles with sheets.

PERIODIC (as needed)

1. WAX finished wood furniture, only as necessary.
2. REFINISH floors. Consult the park's Exhibit Specialist; these are replacement floors, and are not subject to the restrictions placed on treatment of museum objects.

Staffing

It is important that the staff assigned to perform the housekeeping tasks suggested here be trained in curatorial procedures, be sensitive to the potential for damage and wear through improper cleaning, and be able to recognize the signs and causes of deterioration. The Curator is trained in curatorial procedures and is in charge of training the Museum Technician, as well as the maintenance custodial worker assigned to the house, and volunteers. Furnishings at the site are handled only by those listed above, and gloves are required at all times where appropriate. Cleaning materials and techniques are approved by the Curator.

There are no museum staff members on duty during weekends and holidays. A member of the maintenance staff charged with routine maintenance of the building continues his/her duties in the absence of museum staff. Areas of the historic structure that are cleaned by the maintenance staff have been clearly designated and the duties outlined by the Curator.

SOURCES OF ASSISTANCE

PUBLICATIONS

1. *Manual for Museums*, by Ralph H. Lewis, Washington, D.C.: National Park Service, 1976.

Sections in the "Manual for Museums" that are particularly useful for implementing these recommendations are Chapter 4, "Caring for a Collection," pp. 61-112; Chapter II, "Housekeeping," pp. 204-259; and Chapter 12, "Protection," pp. 260-298. A copy is available from the Curator.
2. "NPS Museum Handbook, Part I and Part II" Museum Collections. (Part I, on Museum Collections, revised 1990; Part II, on Museum Records, 1984) Persons responsible for the care and protection of museum objects should be familiar with this handbook, and the NPS Conserve-O-Gram series, Curatorial Services Division, WASO.
3. "Cyclical Maintenance for Historic Buildings," by Henry J. Chambers. Office of Archeology and Historic Preservation, NPS, 1976. This publication is available from the Foreman, Grounds and Custodial Services, VAFO.

4. *Pest Control in Museums: A Status Report*, by Stephen R. Edwards, Bruce M. Bell, and Mary Elizabeth King. Association of Systematic Collections, 1980. A good guide to pesticides, their use in museums, and common insect pests.
5. *National Trust Manual of Housekeeping*, by Herminoe Sandwith and Sheila Stainton. Penguin Books, Ltd., 1984. A sound and thoughtful guide to housekeeping in historic houses. Covers a wide range of furnishings in a highly readable way. (ISBN 0140076387, available in paperback from Viking Press, through Ambassador Book Service, 42 Chasner Street, Hempstead, Long Island, New York 11550, (516) 489-4100.) This book is available in the park library.
6. *Protection of Museums and Museum Collections* (NFPA 911), Technical Committee on Libraries, Museum, and Historic Buildings, of National Fire Protection Association, Inc., 1985. One of the best sources on fire protection and prevention specifically written for museums. (See also NFPA 913, "Recommended Practice for the Protection of Historic Structures and Sites," 1987.)
7. *The Museum Environment*, by Garry Thomson. Butterworths, 1986. An excellent source of information on light, humidity, and air pollution. (Available from Butterworths Publishers, 80 Montvale Avenue, Stoneham, MA 02180.) This book is available in the park library.

AUDIO-VISUAL TRAINING AIDS

1. "Housekeeping Techniques for the Historic House," "Museum Fire Security," and "Site Security" produced by the American Association for State and Local History. (Contact Division of Conservation, HFC, for a brief list of cautions to use in following the housekeeping program recommendations.)
2. "Basic Deterioration and Preventive Measures for Museum Collections," by Shelley Reisman Paine (AASLH videocassette). Highly recommended. Brief non-technical introduction to the processes of mechanical and chemical deterioration and to the goals of preventive conservation. Covers the deteriorating effects of light, temperature and relative humidity, dust and pollution, pests, improper storage and handling. Suitable for staff at all levels with collections responsibility.
3. "Basic Principles for Controlling Environmental Conditions in Historical Agencies and Museums," by Shelley Reisman Paine (AASLH videocassette.)
4. "Causes of Damage to Furniture and Some Solutions," by Robert Mussey, furniture conservator, Society for the Preservation of New England Antiquities. (Produced for NPS in 1984. A slide/tape program in two parts total 160 slides.) Highly recommended. Overview of damage caused by light, relative humidity, pests (part 1), and inherent vice, use in historic houses, storage and maintenance (part 2). Useful in improving staff recognition of problem signs. (Available on loan from the North Atlantic Region Office, NPS.)

The Regional Curator and the Curatorial Services Division, WASO, can provide assistance, further information, or referral for those involved in maintaining the furnished rooms of Varnum's Quarters.

APPENDIXES

APPENDIX A

STEPHENS FAMILY WILLS AND INVENTORIES

MORRIS EDWARDS, Will no. 70, 1746
Book H, p. 120, Register of Wills, County of Philadelphia.

[Transcribed by David H. Wallace from a machine copy, 5/26/89; original spelling retained; contractions spelled out; punctuation and capitalization modernized.]

In the name of God, Amen, this one and thirtieth day of May, anno domini 1736, I, Morris Edwards of Upper Merion in ye county of Philadelphia and province of Pennsylvania, yeoman, being sick and weak in body, but of perfect mind and memory, thanks be to God therefore, and calling to mind the mortality of this my body and that it is appointed for men once to dye, do make and ordain this my last will and testament in manner and form following, vizt. Principal and first of all, I recommend my soul to God, firmly trusting for his favour and mercy and alone thro ye merits of and righteousness of my blessed redeemer Jesus Christ, and my body to ye earth, to be therein buried in a Christian like and decent manner at ye discretion of my executrix herein after named, nothing doubting but to receive ye same again by ye mighty power of God at the general resurrection, and as to the worldly estate wherewith it hath pleased God to bless me with in this world, I give, devise, and dispose thereof in manner and form following, that is to say, IMPRIMIS, my will is that my just debts and funerall charges be duly and justly paid and defrayed.

ITEM, I give and bequeath unto John Davis of Plymouth & George Hugh ye sum of twenty pounds current money of Pennsylvania, to be paid at ye expiration of one year after my decease, or whomsoever ye congregations of Christians baptised upon profession of faith meeting in Treduffryn in ye county of Chester and province of Pennsylvania shall entrust and appoint, to be laid out to interest in safe hands, and the yearly interest thereof to be employed by ye said congregation for the support of the ministry among the said congregation for ever.

ITEM, I give and bequeath unto Elizabeth, my daughter, one moiety of all and singular my moveable estate, goods and chattells whatsoever or ye half part of value thereof, as appraised after my decease, my just debts, funeral charges and the above legacy first deducted, to be delivered to her at ye age of eighteen years. To her, my said daughter, I give my messuage, land, and plantation, to be enjoyed by her, her heirs and assigns for ever, in the following manner, that is to say, one moiety or half part thereof at ye age of eighteen years and ye other moiety or half part after ye decease of Eleanor, my dear and well beloved wife.

ITEM, I give and bequeath unto Eleanor, my dear and well beloved wife, one moiety or half of my moveable estate, goods, and chattells, whatsoever it be after the deductions, and one moiety or half part of my land and plantation, with two rooms in the dwelling house, one which she shall choose below and one chamber which she shall choose above stairs, and half of the celler, with free ingress, egress, and regress to and from ye same to be enjoyed by her during her widowhood, but if after my decease my said wife shall be married to another man, then and in that cause I give unto her but one third part of all my moveable estate for executrix and one third of my land, plantation, and dwelling house during ye term of her natural life, and ye residue of the said moiety to be to my said daughter of the age abovesaid, and for the better enabling of my wife to bring up and to give good education to my said daughter, I do give unto my said wife all ye benefit and profits of all and singular my clear estate, both reall and personall, during ye minority of my said daughter, but if in case my said daughter Elizabeth shall decease before she shall arrive to ye age of eighteen or at any time afterwards not having issue to leave after her, begotten of her body, to enjoy the aforesaid premisses, then in that case, after [both?] her decease and Eleanor, my well beloved wife, to obtain her aforesaid privilege during her natural life, I do give my plantation, hereditaments, and whatsoever thereunto belonging or any ways appertaining, unto ye aforesaid John Davis and George Hugh of Plymouth and Treduffryn to be by them ye said John Davis and George Hugh or whomsoever ye aforesaid congregation of Christians baptised upon profession of their faith meeting in Treduffryn shall appoint and shall entrust for to be a standing estate for ever, and the rents and profits thereof to be employed for ye support of the ministry

among ye said congregation for ever, and I do nominate, constitute, and appoint my said wife to be ye sole executrix of this my last will and testament, and I do nominate, entrust, and empower John Davis and George Hugh above named to be trustees to see this my will in all things fulfilled and to see that my land be not destroyed and wasted during ye minority of my said daughter, and I empower them or ye survivor of them to choose other honest men to assist them if need be, or succeed them with ye same power, and I do hereby disannull and revoke all other wills and testaments, legacys, and execs. by me at any time before this made, willed, and bequeathed by word or writing, ratifying and confirming this and no other to be my last will and testament IN WITNESS whereof I have hereunto set my hand and seal [seal] Morris Edwards....

[Witnessed by James Thomas, John David, and James Johns. The will was proved on May 23, 1746, and letters testamentary issued to Eleanor Edwards, with instruction to bring in an inventory of the estate by June 23, 1746.]

STEPHEN EVANS, Will no. 117 and Inventory, 1754
Book K, p. 18, Register of Wills, Philadelphia County, Pa.

[Transcribed by DHW, 5/30/89; original spelling retained; contractions spelled out; punctuation and capitalization modernized.]

I, Stephen Evans of the Township of Tredyffrin in the County of Chester and Province of Pensilvania, yeoman, being far advanced in years, past the age of common people, and also finding in my body some inward decay, but of perfect mind and memory, yet calling to mind the mortality of the body and that it is appointed for all men onst to die, wherefore I make and ordain this my last will & testament, thereby disannulling and revokeing all other wills hereto fore by me made, which will is as followeth:

[3 lines illegible] I will that my funerall expences and my just debts shall be paid and discharged; and as touching my worldly estate I dispose of it in the manner folowing: as for my real estate and evry part thereof, I give it into the hands and power of my executors hereafter named and invest them by this will with full power, strength and authority, or the survivors or survivor of them or any two of them, to sell or morgarag [sp?] all or any parts of my real estate, and to make [3 lines illegible] give to my son David Stephens all the money that he owes me after a fair settlement and an aditonal sum which with the afore mentioned money shall amount to one hundred pounds; the later sum of the two to be paid to him after the discese of his mother.

Item, I give to my daughter Ruth Hayle the sum of fifty pounds to be paid in the follwing maner, that is, in such necessaries as she shall be in need of from time to time for her sustinance, and not otherwise.

[3 lines illegible]. I also give to my granddaughter Ruth Hale the sum of five pounds, to be paid to her if she lives to the age of eighteen.

Item I give and bequeath to my beloved wife the bed where on I now lie, with all its furniture, and six silver spoons for her to use or dispose of at her disgresion. I also give her one half of the remaining part of my whole estate, both real and personal, after funeral expences and just debts and the mentioned legascies be fully paid or deducted, that is, I give her the said half during her natural life and the half there of to be at her disposal at her death, and the other half of her afore mentioned [3 lines illegible]

...also give and bequeath the other part of the remainder of my whole estate as afore said to my two sons (viz.) Abijah and Jesse to be equally divided between them both.

I also constitute, make and ordain my dear and well beloved wife Mary Stephens and my son Abijah Stephens and my son Jesse Stephens to be my sole executors...[2 lines illegible] and my friend Thomas Water to be my trustees to see my will performed and to assist if need requires. In wittness whereof I have set my hand and seal this twenty first day of February, anno dom. one thousand seven hundred and fifty four.

Stephen Evans

STEPHEN EVANS (d. 1754), Inventory, June 13, 1754

Inventory of the goods & chattles of Stephen Evans of Tredyffrin in Chester County, deceased

	L	S	D
his wearing apparell, his riding horse and sadle apprised at	30	00	00
one mare and colt apprised at	03	00	00
one 3 year old colt at	04	00	00
one bay hors apprised at	06	00	00
one old black horse & a gray horse at	08	00	00
one gray mare and a bay mare and a dark bay horse apprised at	18	00	00
7 milk cows apprised @ three pound ten each	24	10	00
a young bull and 2 litle steers apprised at	05	00	00
seven swine apprised a	03	10	00
three young calfs apprised at	01	10	00
some lumber up stairs apprised at	00	05	00
beds and beding up stairs apprised at	05	04	00
beds and beding below stairs apprised at	15	00	00
18 old sheep and 15 lambs apprised at	06	12	00
seven and a half yards of cloath @ 6/6	02	05	00
two litle wheels and a big wheel at	01	00	00
a table cloth, napkins & some lumber at	01	00	00
one chest apprised at	02	00	00
one old cuberd, old boxes &c apprised at	01	00	00
two hacks & a pair of wooll cards apprised at	00	16	00
two iron potts and two skilets [?] apprised at	01	05	00
a stilier [steelyard?], box iron &c, one fire shovel & tongs at	01	15	00
chair apprised at	00	10	00
23 pounds of linnen [illegible word]	01	05	00
a hand saw, drawing knifs and froe, old axes & several other old things apprised at	02	00	00
six knives and forks apprised at	00	06	00
pails, old barrels, old hogshead &c apprised at	01	00	00
an aple mill and ches press apprised at	01	00	00
wooll apprised at	01	00	00
rakes and 2 pitch forks at	00	04	00
old cart and horse gears apprised	06	00	00
two plows and a harrow apprised	02	00	00
30 accres of wheat and rie in the ground, apprised at 25/ pr acre	37	10	00
5 acres of oats @ 15/pr	03	15	00
half acre of flax, apprised at	00	05	00
the third part of the Valy [?] Creek Forge and land thereunto belonging, apprised at	200	00	00
3 tuns seventeen hundred [lbs] of pig [molds?] apprised at	26	00	00
bonds and notes to the value or apprised at	51	10	00
book debts apprised at	68	16	03
to Evan Rees bond for or apprised at	04	10	06
	548	19	09

Apprised by us the subscribers this 13 day of
June anno dom. 1754 Phillips Freeman [?] Thomas Water

ELEANOR EVANS (d. 1761), Will no. 83 and Inventory
Book , p. Register of Wills, Philadelphia County, Pa.

[Transcribed from a machine copy by DHW, 5/30/89; original spelling retained;
contractions spelled out; punctuation and capitalization modernized.]

In the name of God, Amen, I, Ellenor Evans of the township of Upermerion, county of Philadelphia and
province of Pennsylvania, widow, being aged and weak of body, but of perfect mind and memory & [illegible
line], do make this my last will and testament.

Imprimis, I recommend my soul to God that gave it and my body to be buried at the disgression of my
executors hereafter named & as tuching such worldly goods as it hath pleased God to [dispense?] ith, I order
them in the following manner. First, I order my funeral charges and all my just debts to be paid by my
executors.

Item, I do give and bequeath unto Morris Stephens, my grandson, son of David Stephens, begotten by my
daughter Elizabeth, wife of the said David Stephens, my plantation & lands [illegible] one hundred and fifty
acres, (bounding on the est by land of [Benjamin Wilkins land?] on Schuylkil and on the west by land of
David Stephens), to him the said Morris Stephens to hold the aforesaid land, his heirs and assigns for ever
(when the said Morris Stephens arives at the age of twenty one years) paying such legacies as I shall
hereafter order him, that is to say, I order him, the said Morris, to pay the sum of one hundred pounds to his
sister, my granddaughter [illegible word] Ellenor, to be paid in three equall payments after he arives to the
age of twenty one years [illegible] the first payment in one year after he becomes of age and so yearly untill
the full hundred pounds be paid unto her or her proper heirs.

Item, I do further order my executors to rent out the aforesaid plantation untill my afore named grandson
arives to the age aforesaid, and the proffitts arising therefrom I order my executors to pay unto my daughter
in her [illegible], as they in their wisdom shall [illegible] as her husband David Stephens taketh no care for
her support, and I do further order that all my personal goods be sold as soon as may be after my desese and
any money arising therefrom be applyed in the manner aforesaid at the disgression of my executors for the
youse of my daughter Elizabeth Stephens, the wife of David Stephens.

Item, [illegible line] Morris Stephens for his proper youse.

Item, I order my executors to let my negro [wench?] have her freedom in two years after my discease.

Item, I do also order my executors to let the children or the heirs of my lait husband Griffith Evans have
some houshold goods such as he brought to me, that is to say, an iron [skillet], small fether bead, a small
pott and bar [?], stone or plank and the [illegible]. [Appoints ? and Thomas Water her executors. Set her
hand and seal, 23 January 1761; witnessed by John Buckson, Abigail Buckson, John Moore. Will proved
July 16, 1761]

ELEANOR EVANS, Inventory, 1761

An inventory of the goods & chattles, rights and credits of Eleanor Evans of Upper Merion in the County of Philadelphia, late deceased, appraised and valued this 25th day of July 1761, by us the subscribers as followeth:

	L	S	D
to her wearing apparel and some small matter of cash	17	--	--
to bed, bedding and bedstead	5	--	--
to 5 yds of flannel	--	12	6
to a chest and box	1	--	--
to an old side saddle	1	5	--
to 5 chairs	--	15	--
to an ovel table	1	5	--
to a brass pan	1	5	--
to 8 old pails, tub, and churn	--	7	--
to earthen ware in the house	--	2	6
to 8 iron potts	--	14	--
to 3 puter dishes, 4 plates, a quart and pint tankerd, 10 spoons	1	--	--
to a bible, testament, and other welsh books	--	3	--
to 13 trenshers, a Delf plate, 8 tinn cups, and funnel	--	2	6
to a long wheel	--	6	--
to a shovel, spades, 2 hoes, pitching ax, 2 pitchforks, dung fork, mawlrings, and other old irons	--	12	6
to seive and riddle	--	1	--
to iron lumber	--	1	6
to a small ax, shears, nippers & minching knife	--	2	6
to 7 glass bottles and earthen do.	--	2	6
to frying pan, skimmer, and fleshfork	--	3	6
to pot rack [?] and tongs	--	2	--
to flax	--	6	--
to a parcel of wool	2	--	--
to a desk [?] and chairs	1	--	--
to a pair of hack cards and other old cards	--	2	6
to a milch cow	4	10	--
to half a stack of hay	1	--	--
to wheat in the stackyard	4	10	--
to bonds and notes	37	19	--
to book debt	2	--	--
to ye land and plantation computed to be 150 acres	237	--	--
	<hr/>		
	422	10	6

Dan Walker
Wm. Godfrey
John Moore

DAVID STEPHENS (d. 1780), Inventory and administration bond of Hannah Stephens, Dan Griffith and Abner Evans, May 19, 1780
 Will No. 3254, Register of Wills, Chester County, Pa.

[Transcribed by DHW from a xerox copy 5/31/89; original spelling retained; contractions spelled out; punctuation and capitalization modernized.]

An inventory of goods and chattels, rights and credits of David Stephens, late of the township of East Nantmel in the county of Chester in Pennsylvania, deceased, appraised by us the subscribers this twenty sixth day of the fifth month, anno domini 1780

Jonathan Pugh
 Simon Meredith

	L	S	D
two beds and bedding	6	0	--
an old case of drawers	0	18	--
a tea table	1	2	6
an old brass pan	0	18	0
an old clock reel	0	5	--
six old chairs	0	7	0
a long wheel	0	12	6
sundries in the little cupboard	0	5	--
a small walnut box	0	3	--
pewter	1	1	6
an old walnut cupboard	0	10	--
a walnut table	0	10	--
an iron pot & tea kettle	1	2	--
three old pails & four old trenchers	1	6	--
pot-racks and an old fire shovel & tongs	0	7	--
a stilyards and handsaw	1	1	--
an old ax	1	6	--
an old grid-iron	0	0	9
a bake iron and mortar	0	5	--
an old dictionary	0	10	--
a pine chest and trunk	0	6	--
some fleece wool	0	17	6
an old iron shovel and pitchfork	0	2	--
eight sheep	3	4	--
two swine	1	0	0
three cows and two young heifers	20	0	--
a small sheet iron stove	[blank]		

MARY STEPHENS, 1775-77, Will no. 3535 and Inventory, 1784
Book G, p. 234, Register of Wills, Montgomery County, PA.

[Transcribed by DHW from a machine copy, 5/26/89; original spelling retained;
contractions spelled out; punctuation and capitalization modernized.]

[Docketed: Mary Stephens's will, proven 14th February 1784]

In the name of God, Amen. I, Mary Stephens of Tredyffrin in the county of Chester & in the province of Pensilvania, being weak of body but of sound mind and memory, do make and ordain this my last will and testament in manner and form following. That is, I order that my body be buried in a Christian decent manner by my executor hereafter named, and as touching the disposition of my temporal estate, I give and dispose thereof as followeth.

I will that all my just debts and funeral charges shall be first paid and discharged.

Item, I give and bequeath unto my son David Stephens the sum of twelve pounds current money of this province & one of my silver table spoons, in one year after my desease by my executor hereafter named.

Item, I give & bequeath unto my daughter Ruth Hale the sum of twelve pounds in money, & one feather bed, bolster & pillows, & one of my silver table spoons, to be paid & delivered to her in one year after my desease by my executor herein after named.

Item, I give & bequeath unto my son Benjamin Stephens the sum of twelve pounds current as afforsaid, with one of my silver table spoons, the money & spoon to be paid & delivered to him in one year after my desease by my executor herein after named.

Item, I give & bequeath unto John [Jehu?] Stephens the sum of five pounds current money afforsaid to be paid to him by my executor when he arives to the age of twenty one years.

Item, I give & bequeath unto my granddaughter Rebecah Stephens, the daughter of Abijah Stephens, the sum of twelve pounds current money afforsaid to be paid to her by my executor when she arives to the age of eighteen years.

Item, I give & bequeath unto my granddaughter Mary Stephens, the daughter of Abijah Stephens, one of my silver table spoons to be delivered to her in one year after my desease by my executor herein after named.

Item, I give & bequeath unto my granddaughter Mary, the daughter of Joseph Hale, one of my silver table spoons, to be delivered to her in one year after my desease by my executor.

Item, I give and bequeath unto my grandchildren hereafter named, to wit: Sarah Stephens, Mary Stephens, Stephen Stephens, Rebecah Stephens, Elizabeth Stephens, Priscillah Stephens, Abijah Stephens & Ameliah Stephens, the sum of thirty five pounds current money afforsaid, to be divided equally between them and paid unto them when they arive to the age of eighteen years, by my executor herein after named.

Lastly, all the rest of my estate goods & chattles I give and bequeath unto my loving son Abijah Stephens, whom I do make and hereby appoint full and sole executor of this my last will and testament.... whereof I have hereunto sett my hand and seal this fifth day of March in the year of our lord one thousand seven hundred and seventy five.....

[witnesses: Wm. Barnes, Joseph Walker, Thom Walker, Thomas Waters]

[Codicil, 1775]

I, Mary Stephens, of Tredyffrin Township & Chester County & Province of Pensilvania, do this twenty fourth day of January, one thousand seven hundred and seventy seven, make and publish this my codicil to my last will and testament in manner following---

Whereas I did by my last will and testament give my daughter Ruth Hale twelve pounds, one feather bed, bolster and pillows & one silver table spoon, she being deseased--- I being desirous the above legacy be to my grand children herein after mentioned (that is to say) I do give to my granddaughter Rebecah Stephens the sum of twelve pounds when she arives to the age of eighteen years.

Item, I give & bequeath to my granddaughter Mary Stephens one feather bed, bolster & pillows.

Item, I give and bequeath to my grandson David Hale one silver table spoon to be delivered to him by my executor.

And lastly, it is my desire that this present codicil be annexed to and made a part of my last will & testament to all intents and purposes in witness whereof I have hereunto set my hand and seal the day and year above written.

[witnesses: Thomas Waters, Mordecai Moore, Joseph Walker]

MARY STEPHENS, Inventory, filed May 12th 1784.

Inventory of the goods & chattles rights and credits of Mary Stephens, late of Tredyffrin Township, Chester County, deceased, valued by us the subscribers the 6th of ye 5th month 1784

Viz.

to her wearing apparel	L	8-7-6
to six silver table spoons		6-0-0
to pewter dishes		1-15-0
to a feather bed & beding		12-0-0
to walnut		1-0-0
to an arm chair &c		0-5-0
Moneys arising from her annuety during her natural life		48-0-0

Sum total L 77-7-0

Appraised to the best of our knowledge

Joseph Walker
Daniell [sp?] Beaver

ABIJAH STEPHENS (ca. 1732-1802), Will No. 4974 (1801, proved 1802) and Inventory, Book 10, p.377, Register of Wills, Chester County, PA

[Transcribed by David H. Wallace from a machine copy, 5/30/89; original spelling retained; contractions spelled out; punctuation and capitalization modernized.]

I, Abijah Stephens of the township of Tredyffrin & county of Chester & state of Pensilvania, the fifteenth day of the sixth month in the year of our Lord one thousand eight hundred & one, being weakly & in the decline of life, but of perfect sound mind & memory, thanks be to God, doth make this my last will & testament in manner following, viz.

First, that all my just debts & funeral expenses be fully paid & discharged by my executors herein after mentioned.

Item, I give & bequeath to my beloved wife the house I now lives in for the use of her & her four daughters, to wit Rebecca, Elisabeth, Priscilla and Anna Stephens, whilst they or any of them lives single with their mother. Likewise I give my wife the whole lott of ground adjoining, beg[in]ing near the mine hole in Waters Dewes line, thence along the lane to the creek near Stephens garden, thence up the creek to the end of said garden, thence from the west corner of said garden westerly to a fence two perches north of my garden, from thence westerly back of my new stable to a fence dividing said lott from my field now in grain, thence along said fence southerly to Waters Dewes line, thence along said line to the place of begining, containing about twelve acres, be it more or less, with all the meadows, gardens, orchards, and appurtenances thereunto belonging, during her life (except the water course to Stephens meadow & the new store house which my daughters built). Likewise I give my wife all my household and kitchen furniture in my house, with a good riding horse & all my cattle, sheep and swine, and further I direct & order my son Stephen to give his mother one fourth part of all the grain raised on my place, delivered in the bushell with one tunn of good hay delivered in stable; also cutt and deliver at her door plenty of firewood, with as many rails from the hill as she may have occation for on said lott, & sowe one peck of flaxseed in his ground yearly, with apples for house use & pasture, with his creatures, for her horse & three cows, four sheep & three swine; and plow or dig her garden yearly. After my wife's decease, I give my desk & clock to my son Stephen, & after his decease I give the clock to my grandson Abijah Stephens.

Item, I give & bequeath the above described house & lott that I lives on, with all the buildings and appurtenances thereunto belonging, after my wife's decease unto my four daughters above named, to witt, Rebecca, Elisabeth, Priscilla & Anna Stephens, & their heirs and assigns forever, except what is before excepted, with the sum of four hundred pounds which I have put in their hands, they paying the full intrest thereon during my life time. Likewise I give them after their mother's decease ten bushels of wheat & ten bushels of rye & ten bushels of buckwheat & ten bushels of corn yearly, with six cords of wood halled to the house, with as many rails as they will have occation for on said lott, yearly to be delivered them by my son Stephen. And if any of my daughters should marry, then I order that my guardians will put a just valuation on the house & lott of land to be paid her or them that shall gett married by them that remain single on the place, unless they all agree to sell it, with the advice of my guardians.

Item, I give & bequeath to my son in law Edward Woodman & Sarah his wife fifteen acres of land whereon they now lives, to [be] surveyed off the east end of my tract bounded by lands of Mordecay Moore & Waters Dewes & the county line, with all the buildings and appurtenances thereunto belonging, to the said Edward and Sarah his wife, their heirs and assigns for ever, paying therefor to my granddaughter Ruth the sum of fifteen pounds & forty shillings to each of their children when they arive to the age of twenty one years. I likewise give & bequeath my above named son in law & Sarah his wife two other lotts of land, one adjoining the above lott, being in Montgomery County, bounded by lands of Mordecay Moore & John Briton, containing about twelve acres more or less, being part of the mine land, and also five acres of land to be measured off the east end of my tract on the hill, bounded by lands of Mordecay Moore, James Eakin & John Maule, with all the appurtenances thereunto belonging, to them & their heirs and assigns forever.

Item, I give & bequeath to my daughter Mary Rositer the sum of one hundred pounds with what I hath already given her. Likewise, I give to each of my daughter Mary's children the sum of forty shillings when they arrive to the age of twenty one years, to be paid them by my son Stephen.

Item, I give & bequeath to my loving son Stephen the residue of my plantation whereon he now lives, with all the buildings and appurtenances thereunto belonging, with full liberty of the water and water course to his meadow as before mentioned, which I give to him and his heirs and assigns forever, paying all my just debts & legacies with the annuities unto his sisters & mother, together with discharging ye bonds that I am surety for to the amount of four hundred pounds, which his sisters did receive. I also give & bequeath to him a lott of land on the hill bounded by lands of James Eakin, Edward Woodman, John Maule & others, containing about forty acres more or less; likewise another lott of land in Montgomery County, bounded by lands of Richard Moore, John Briton and others, containing about sixteen acres more or less, with all the appurtenances thereunto belonging, with the residue of my estate, both real and personal, I give to him & his heirs and assigns for ever, except what may be in my wife's hands at her decease that I order to be equally divided between my six daughters, Sarah, Rebecca, Mary, Elisabeth, Priscilla, and Anna Stephens & their heirs.

And I do order and appoint my son Stephen Stephens and my son in law Samuel Rositer to be my executors of this my last will & testament. And I doth nominate and appoint my nephew Ezra Thomas of Newtown and my relation Isaac Walker, with my friend Jonathan Cleaver, to be trustees of this my will & testament, desiring that if any uneasiness might arise touching any part of this my will that it should be settled by my trustees before mentioned. And I do hereby revoke and disanull all other wills heretofore by me made, either in words or writing. Signed, sealed and pronounced by the testator to be his last will and testament.

Abijah Stephens

[witnesses: Jane, Jesse, Catharine, and Joseph Walker]

ABIJAH STEPHENS (ca. 1732-1802), Inventory, 1802

An inventory of the good & chattles, rights & credits of Abijah Stephens, late of Tredyffrin Township, Chester County & State of Pensilvania, deceased, valued or appraised by us the subscribers the sixteenth day of 12th month, 1802.

	L	S	D
To his wearing apparel	18	0	0
To his mare, saddle & bridle	25	-	-
To a feather [bed] & bedding	10	-	-
To a chaff bed & bedding, old chest & trunk	2	5	-
To a chaff do. & bedding	1	17	6
To a walnut desk, 2 chairs & warming pan	2	16	3
To a clock L 11_5_, three pair low bedsteads L 2 S 5	13	10	-
To a lott of wheat & rye	9	7	6
To a stack of rye	7	10	-
To a cloath press & 2 boxes	1	10	-
To two old tables L 1_10, to 6 winsor chairs L 2_5	3	15	-
To a looking glass 10/ & a lott of books L 1_2_6	1	12	6
To crockary ware & old silver spoons	1	17	6
To and irons, shovel & tongs	1	2	6
To four cows L 18 & 2 calves L 2_5	20	5	-
To 5 swine L 4_10 & 10 geese L 1_12_6	6	2	6
To a walnut table L 2 & old case & drawers L 2_5	4	5	-
To pewter L 1_2_6, earthen ware 11/3	1	13	9
To a table & dresser 15/, kneading trough 12/6	1	7	6
To 6 old chairs 15/, two iron potts L 1_2_6	1	17	6
To bake iron & gridims 15/, to a kettle & frying pan 10/	1	5	-
To and iron, shovel & tongs & potracks	-	15	-
To flatt irons, coffee mill & candlesticks	-	7	6
	130	2	6

[appraised by Joseph Walker and Jonathan Cleaver]

ABIJAH STEPHENS (d. 1825), Will no. 5717 and Inventory, 1825
Register of Wills, Montgomery County, Pa.

[Transcribed by DHW from a machine copy, 5/31/89; original spelling retained;
contractions spelled out; punctuation and capitalization modernized.]

In the name of God, Amen, I, Abijah Stephens of the county of Montgomery in the state of Pennsylvania, farmer, being weak in body but of sound mind, memory, and understanding, considering the uncertainty of life, make this my last will and testament in manner following, viz

First I order and direct all my just debts and funeral expences to be paid by my executors herein after named as soon as conveniently may be after my decease.

Second I give and bequeath unto my beloved wife Elizabeth Stephens one full and equal third part of all my estate, real, personal and mixed, to have and to hold the same to her for and during the term of her natural life, and so much of the household furniture as she may see proper to receive.

Third As to all the rest and residue of my estate, I give, devise and bequeath one full and equal eighth part of the same to the heirs and legal representatives of my deceased son, Maurice Stephens, one full and equal eighth part to each of my children herein after named, viz. David Stephens, Hannah Stephens, William Stephens, Abijah Stephens, John Stephens, to have and to hold the said seven eighth parts to them, their heirs and assigns for ever as tenants in common.

Fourth As to the remaining eighth part of my said estate, I give and devise & bequeath the same unto my son, William Stephens, to have and to hold the same to the said William Stephens, his heirs and assigns in trust, that he the said William Stephens, his executors, administrators and assigns shall and do at all times hereafter during the life of my daughter, Eleanor Zook, wife of David Zook, permit and suffer her, the said Eleanor Zook, to receive and take the rents, issues and profits of the real estate and to take, keep possession of the personal property hereby devised and bequeathed to said trustee, to and for her sole and separate use and benefit, to the intent that the same may not be at the disposal of, or subject or liable to or for existing or future debts or engagements of her present or any future husband. And I do hereby declare that the receipt of the said Eleanor Zook shall, notwithstanding her covenants, be a sufficient discharge to the person or persons who shall pay the same or so much as the said receipt shall be given for. And after the death of my said daughter, Eleanor Zook, then upon the further trust that he, the said William Stephens, his executors, administrators or assigns shall and will immediately after the decease of my said daughter, Eleanor Zook, assign, transfer and set over all and singular the estate real, personal and mixed which may remain in possession by virtue of this my will, unto the child or children of the said Eleanor Zook or the issue of such of them as may be dead leaving issue, their heirs and assigns for ever, to be equally divided between them, if more than one, share and share alike as tenants in common and not joint tenants. And if but one such child, then to the use, benefit and behoof of such child, his or her heirs and assigns forever. Provided that the child or children of such as may be dead leaving issue shall be entitled only to the share which his, her or their father or mother would have been entitled to if living, equally to be divided between such children, if more than one, share and share alike as tenants in common and not as joint tenants, and if but one, then to such child, his or her heirs and assigns forever.

Lastly I do hereby nominate, constitute and appoint my sons, David Stephens and William Stephens, to be executors of this my will, hereby revoking all former wills by me made, and declaring this to be my last.

[signed October 22, 1825, in the presence of Stephen Stephens, Henry Woodman, and Jacob Massey; proved November 14, 1825]

ABIJAH STEPHENS (d. 1825), Inventory

A true and perfect inventory and conscionable appraisement of all and singular the goods and chattels, rights and credits which were of Abijah Stephens, late of Upper Merion Township, Montgomery County, at the time of his death, to wit,

	D	Ct
old bay horse	5	00
bay horse called Bob	25	00
roan horse	30	00
brown mare and colt	75	00
nine head of fat cattle	207	00
4 cows and a calf	54	00
25 sheep	50	00
2 old wagons	30	00
hay ladders	5	00
one ton of plaster	6	00
2 ploughs and 3 harrows	12	00
lot of swingletrees	1	50
ox-cart	8	00
roller and grindstone	75	
wheelbarrow	1	00
sheep rack	1	00
set of quilers or hind-gears	12	00
set of fore-gears	6	00
set of plough-gears	1	00
set of ditto, leather traces	3	00
feed chest	1	00
2 half bushels	62	1/2
lot of scythes and hangings	1	50
ox-yoke and 3 horse swingletree	3	50
cutting-box	6	00
horse rake and flax-brake	2	00
16 cow-chains	4	00
5 halter-chains	1	50
lot of pitchforks and rakes	1	00
lot of shovels and hoes	1	50
3 dung-forks, a dunghook, and brierhook	1	00
sledge and iron bar	50	
lot of chains	75	
lot of augers, saws, and broad-ax	1	50
winnowing-mill	5	00
old carriage	10	00
riding chair	25	00
sleigh	5	00
2 grain cradles and scythes	2	00
seive and sowing hopper	1	00
ground plaster and flax-seed	4	00
oats in the granary	1	50
buckwheat in the granary	8	00
rye in the granary	5	00
Indian corn in the granary	50	00
barley in the granary	36	00
cross-cut saw	1	50
wheat in the sheaf	250	00
oats in the sheaf	25	00

hay in the mows	200	00
corn in the crib	135	00
2 axes, mall rings, and wedges	1	25
lot of buckets	1	00
saddle	2	00
churn and 2 washing-tubs	2	50
3 baskets	75	
grain in the ground, wheat and rye	130	00
3 pots of lard	3	15
18 barrels	4	50
2 meat-tubs	50	
cupboard in the cellar	1	00
crout-tub	37	1/2
13 hogs, largest size	65	00
10 hogs, second size, and six pigs	35	00
lot of old iron	2	00
sleigh harness	5	00
gun and sword	2	00
spinning wheels and reel	2	00
3 feather beds, bedsteads & bedding, in the garret	15	00
9 sheets and 3 bed-covers	5	00
2 chests in the garret	50	
14 bags and wagon cover	4	00
bed, bedstead and bedding in the little room, east end	8	00
small case of drawers	1	00
desk	5	00
small case of drawers and stand	1	00
bed, bedding and bedsteads, large	10	00
sheet iron stove	1	50
small looking glass	25	
desk and book-case	6	00
bed, bedding and bedstead	8	00
truckle bed and bedding	2	00
large case of drawers	8	00
looking-glass	1	00
bed, bedding and bedsteads, high posts with cornice	15	00
4 table cloths	2	50
pair of andirons	1	00
2 looking-glasses	3	00
2 dining tables	8	00
breakfast table	3	00
large waiter and a small one	75	
clock	10	00
small ten plate stove	6	00
silver watch	8	00
looking glass and stand	1	50
corner cupboard and oval table	1	00
8 [possibly 18] chairs	7	00
carpet	5	00
ten plate stove	4	00
do. do. in the schoolhouse	4	00
3 iron pots, 2 brass kettles and dutch oven	3	50
dough trough and table	1	00

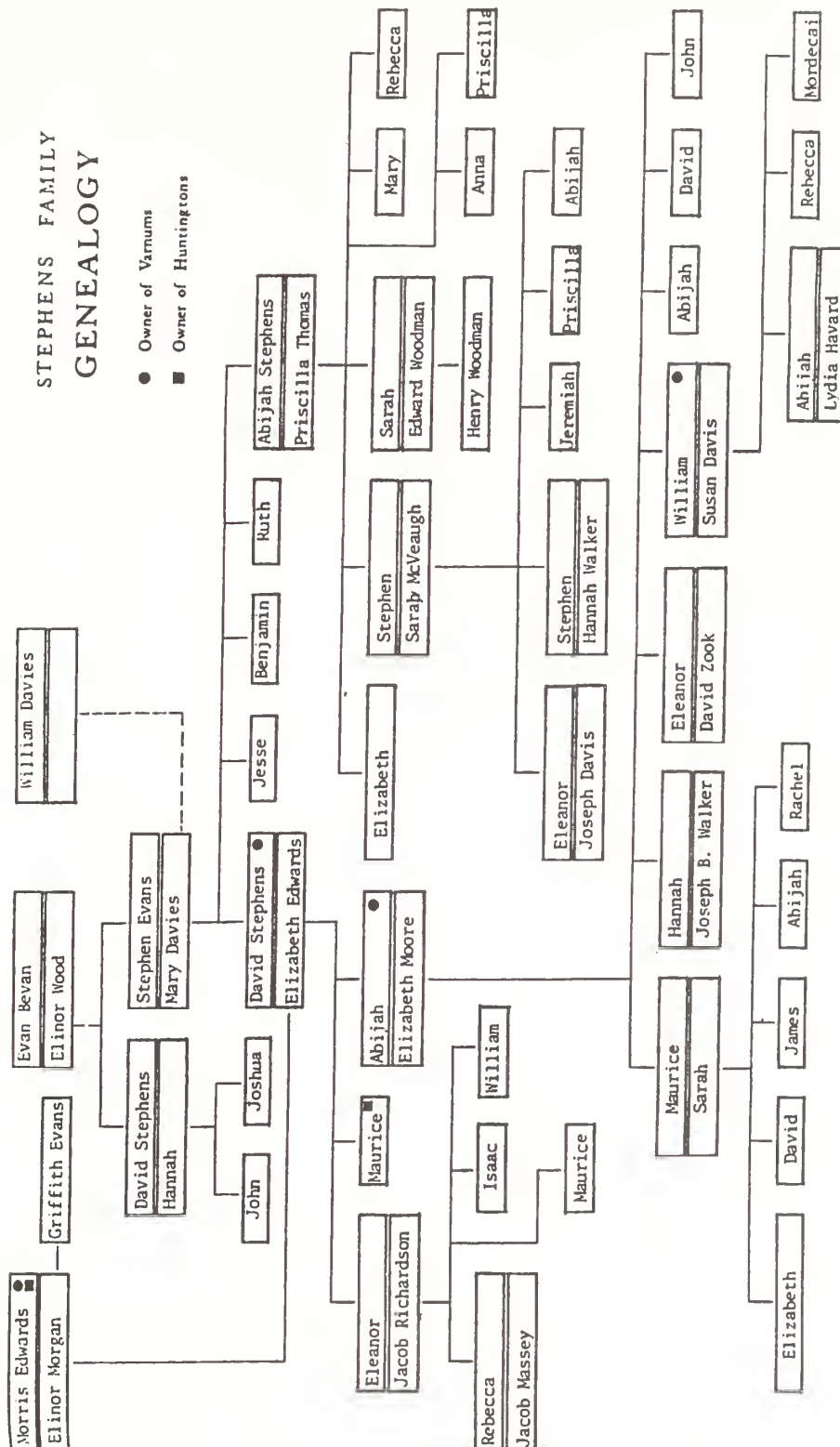
andirons, shovel and tongs,		
potracks, and kettle	1	00
sundries in the kitchen	5	00
jack screw	2	00
crocery in the parlour closset	3	00
cash	50	00
two bonds and a note on Morris Stephens, principal &		
interest	1575	28

Taken and appraised by us the subscribers this 15th day of November 1825

Jacob Massey
Stephen Stephens

APPENDIX B

STEPHENS FAMILY GENEALOGY



Historical Research Report,
by National Heritage Corp.,
1974.

BIBLIOGRAPHY

PUBLISHED SOURCES

- Black, Jeanette D., and William Greene Roleker, eds. *A Rhode Island Chaplain in the Revolution: Letters of Ebenezer David to Nicholas Brown, 1775-1778*. Port Washington, NY/London: Kennikat Press.
- Bray, Robert C., and Paul E. Bushnell, eds. *Diary of a Common Soldier in the American Revolution, 1775-1783: An Annotated Edition of the Military Journal of Jeremiah Greenman*. Dekalb, IL: Northern Illinois University Press, 1978.
- Egle, William H., and John B. Linn. *Pennsylvania Archives*, 2nd & 3rd series. Harrisburg, PA: K. Meyers, State Printer, 1890-97.
- "General James M. Varnum." *Magazine of American History*. Vol VI, July/Dec. 1887.
- Greene, Nathanael. *The Papers of General Nathanael Greene*. Edited by Richard K. Showman. Chapel Hill, NC: University of North Carolina Press, 1980.
- Heitman, Francis B. *Historical Register of Officers of the Continental Army During the War of the Revolution*. Washington, D.C.: Rare Book Shop Publishing Co., 1914.
- Lesser, Charles H. *The Sinews of Independence: Monthly Strength Reports of the Continental Army*. Chicago, IL: University of Chicago Press, 1976.
- Letters of Members of the Continental Congress*. Vol. VI, 1781-82.
- Magazine of American History*, 18 (July/Dec 1887).
- Malone, Dumas, ed. *Dictionary of American Biography*. New York, NY: Charles Scribner's Sons, 1936.
- Roberts, Elwood, ed. *Biographical Annals of Montgomery County, Pennsylvania*. Vol. II. New York, NY: T.S. Benham & Co., 1904.
- Schiffer, Margaret B. *Chester County, Pennsylvania Inventories 1684-1850*. Exton, PA: Schiffer Publishing, 1974.
- Smith, George. *An Universal Military Dictionary...(1779)*. Ottawa, Ontario, CAN.: Museum Restoration Service, 1969, reprint.
- Stoudt, John J. *Ordeal at Valley Forge*. Philadelphia, PA: University of Pennsylvania Press, 1963.
- Trussell, John B., Jr. *Birthplace of an Army: A Study of the Valley Forge Encampment*.

Harrisburg, PA: Pennsylvania Historical and Museum Commission, 1976.

Varnum, John M. *The Varnums of Dracutt*. Boston, MA: David Clapp & Son, 1907.

Washington, George. *The Writings of George Washington*. Edited by John C. Fitzpatrick. 39 vols. Washington, D.C.: U.S. Government Printing Office, 1931-44.

Weedon, George. *Valley Forge Orderly Book of General George Weedon*. 1902. Reprint. New York, NY: Arno Press, 1971.

Wildes, Harry Emerson. *Valley Forge*. New York, NY: The Macmillan Company, 1938.

Wright, Robert K. *The Continental Army*. Washington, D.C.: Center of Military History, United States Army, 1983.

UNPUBLISHED MATERIAL

Rhoads, Ann F., Douglas Ryan, and Ella W. Aderman. "Draft Final Report: Land Use Study of Valley Forge National Historical Park." Philadelphia, PA: Morris Arboretum of the University of PA. Unpublished typescript. 1989.

Cleaver, Isaac. "Memoranda Concerning History and Membership of the Great Valley Baptist Church." Unpublished typescript. Valley Forge, Pa.: The Great Valley Forge Baptist Church, 1898.

Hertzler, John, Sr. "A Brief Biographic Memorial of Jacob Hertzler." 1885.

National Heritage Corp. "Historical Research, Valley Forge State Park." National Heritage Corp.: 1974. Prepared for the Pennsylvania Historical and Museum Commission.

Stein, William P. "Valley Forge and Vicinity in Revolutionary Times: A Folkcultural Study." Typescript. Pennsylvania Historical and Museum Commission, 1973.

Thibaut, Jacqueline. "The Valley Forge Report". Vol. III. Draft 1979, typescript. Valley Forge National Historical Park, 1979.

"Valley Forge Park Commission Report." Typescript. Valley Forge National Historical Park, 1919.

NATIONAL PARK SERVICE PUBLICATIONS

Ford Mansion Furnishing Plan, by Lenard E. Brown. Morristown National Historical Park, 1971.

"Summary Report of the Summer's Work at Valley Forge," by Vance Packard. Typescript. Valley Forge National Historical Park, 1972.

Furnishings Plan for the Wick House, by Kathleen Catalano. Morristown National Historical Park, 1974.

"Valley Forge Historical Research Report," by Wayne K. Bodle and Jacqueline Thibaut. Valley Forge National Historical Park, May 1980.

Historic Structures Report, Varnum's Quarters, Part 4, Architectural Data, by John B. Dodd and Cherry Dodd. Valley Forge National Historical Park, 1981.

"Draft Historic Furnishings Report, General Varnum's Quarters - LCS 101," by W. Joan Marshall. Valley Forge National Historical Park, 1981.

"Valley Forge and Its Civilian Population, 1684-1778," by William C. Kashatus. Unpublished typescript. Valley Forge National Historical Park, 1985.

"The Families of Valley Forge: Stephens, Potts, Dewees and Walkers," by Kathleen McQuaid. Unpublished typescript. Valley Forge National Historical Park.

"Comments on the Eighteenth Century Ceramics Found at Varnum's Headquarters," by L.T. Hoffman. Undated typescript. Valley Forge National Historical Park.

PUBLIC RECORDS

Chester County Courthouse, West Chester, Pennsylvania: Wills and Inventories

Dauphin County Courthouse, Dept. of Community Affairs, Land Office, Harrisburg, Pennsylvania: Land Records

Montgomery County Courthouse, Norristown, Pennsylvania: Wills and Inventories, Land Records

Philadelphia County Courthouse, Philadelphia, Pennsylvania: Wills and Inventories

Department of Community Affairs, Commonwealth of Pennsylvania: Records of the Land Office

State Archives, Providence, Rhode Island: Letters



U.S. Department of the Interior Mission Statement

As the Nation's principal conservation agency, the Department of the Interior has responsibility for most of our nationally-owned public lands and natural resources. This includes fostering sound use of our land and water resources; protecting our fish, wildlife, and biological diversity; preserving the environmental and cultural values of our national parks and historical places; and providing for the enjoyment of life through outdoor recreation. The Department assesses our energy and mineral resources and works to ensure that their development is in the best interests of all our people by encouraging stewardship and citizen participation in their care. The Department also has a major responsibility for American Indian reservation communities and for people who live in island territories under U.S. administration.

